

June 2019 | The SDGs Kenya Forum



SDGs KENYA FORUM
For Sustainable Development

The Second Progress Report on Implementation of SDGs in Kenya

Civil Society Report 2019

The Second Progress Report on Implementation of SDGs in Kenya

Civil Society Report 2019

©SDGs Kenya Forum

Acknowledgement

The final submission of the second progress report on the SDGs implementation from CSOs' perspective is made possible through the contribution of various organisations working under thematic areas and the goal leads who compiled the individual SDG reports. Special thanks go to Development Initiatives' Martha Bekele for consolidating the report and Florence Syevuo for reviewing the early draft.

Table of Contents

ABOUT THE SDG FORUM	7
FORUM ORIGINS	7
FORUM STRUCTURE	7
METHODOLOGY	8
SITUATIONAL ANALYSIS	9
PROGRESS REPORT IN IMPLEMENTING SDG 1	10
TARGET 1.3	10
LINKAGES AND COHERENCE	11
CSOS' CONTRIBUTION TOWARDS TARGETS 1.4 AND 1.5	11
CHALLENGES TOWARDS ACHIEVING SDG 1	12
ENABLING ENVIRONMENT	12
LEAVING NO ONE BEHIND	12
RECOMMENDATIONS	12
SITUATIONAL ANALYSIS	14
PROGRESS REPORT IN IMPLEMENTING SDG 2	15
TARGET 2.1 AND TARGET 2.2	15
TARGET 2.3	15
TARGET 2.4	15
LINKAGES AND COHERENCE	15
POLICY COHERENCE AND SDG 2 TARGETS	16
CSOS' CONTRIBUTION	16
CHALLENGES TOWARDS ACHIEVING SDG 2	17
ENABLING ENVIRONMENT	18
LEAVING NO ONE BEHIND	18
RECOMMENDATIONS	19
SITUATIONAL ANALYSIS	20
PROGRESS REPORT IN IMPLEMENTING SDG 3	20
TARGET 3.8	20
LINKAGES AND COHERENCE	21
CSOS' CONTRIBUTION	21
CHALLENGES TOWARDS ACHIEVING SDG 3	22
ENABLING ENVIRONMENT	22
LEAVING NO ONE BEHIND	23
RECOMMENDATIONS	23
SITUATIONAL ANALYSIS	24
PROGRESS REPORT IN IMPLEMENTING SDG 4	25
TARGET 4.1	25
TARGET 4.2	26

TARGET 4.5	26
LINKAGES AND COHERENCE	26
CSOs' CONTRIBUTION	26
CHALLENGES TOWARDS ACHIEVING SDG 4	27
ENABLING ENVIRONMENT	27
LEAVING NO ONE BEHIND	28
RECOMMENDATION	28
SITUATIONAL ANALYSIS	30
GENDER-BASED VIOLENCE	30
UNPAID CARE AND DOMESTIC WORK	30
ACCESS TO OWNERSHIP AND CONTROL OVER LAND	31
PROGRESS REPORT IN IMPLEMENTING SDG 5	32
TARGET 5.5	32
TARGET 5.C	32
LINKAGES AND COHERENCE	32
CSOs' CONTRIBUTION	32
CHALLENGES TOWARDS ACHIEVING SDG 5	33
ENABLING ENVIRONMENT	33
LEAVING NO ONE BEHIND	34
RECOMMENDATIONS	34
SITUATIONAL ANALYSIS	35
PROGRESS REPORT IN IMPLEMENTING SDG 6	38
TARGET 6.1	38
TARGET 6.2	38
LINKAGES AND COHERENCE	38
CSOs' CONTRIBUTION	38
CHALLENGES TOWARDS ACHIEVING SDG 6	39
ENABLING ENVIRONMENT	39
LEAVING NO ONE BEHIND	39
RECOMMENDATIONS	40
SITUATIONAL ANALYSIS	41
PROGRESS REPORT IN IMPLEMENTING SDG 10	42
TARGET 10.2	42
TARGET 10.4	42
LINKAGES AND COHERENCE	43
CSOs' CONTRIBUTION	43
CHALLENGES TOWARDS ACHIEVING SDG 10	43
ENABLING ENVIRONMENT	43
LEAVING NO ONE BEHIND	44
RECOMMENDATIONS	44
SITUATIONAL ANALYSIS	45
PROGRESS REPORT IN IMPLEMENTING SDG 12	45

TARGET 12.3	45
TARGET 12.5	45
LINKAGES AND COHERENCE	46
CHALLENGES TOWARDS ACHIEVING SDG 12	46
ENABLING ENVIRONMENT	46
LEAVING NO ONE BEHIND	47
RECOMMENDATIONS	47
SITUATIONAL ANALYSIS	48
PROGRESS IN IMPLEMENTING SDG 13	48
TARGET 13.A	48
LINKAGES AND COHERENCE	49
CSOs' CONTRIBUTION	49
CHALLENGES TOWARDS ACHIEVING SDG 13	49
ENABLING ENVIRONMENT	50
LEAVING NO ONE BEHIND	50
RECOMMENDATIONS	50
SITUATIONAL ANALYSIS	51
PROGRESS REPORT IN IMPLEMENTING SDG 15	52
TARGET 15.2	52
TARGET 15.3	52
LINKAGES AND COHERENCE	52
CSOs' CONTRIBUTION	53
CHALLENGES TOWARDS ACHIEVING SDG 15	53
ENABLING ENVIRONMENT	54
LEAVING NO ONE BEHIND	54
RECOMMENDATIONS	54
SITUATIONAL ANALYSIS	55
PROGRESS REPORT IN IMPLEMENTING SDG 16	55
TARGET 16.1	55
TARGET 16.4	56
LINKAGES AND COHERENCE	56
CSOs' CONTRIBUTION	56
CHALLENGES TOWARDS ACHIEVING SDG 16	56
ENABLING ENVIRONMENT	57
LEAVING NO ONE BEHIND	57
RECOMMENDATIONS	57
SITUATIONAL ANALYSIS	58
PROGRESS REPORT IN IMPLEMENTING SDG 17	58
TARGET 17.8	58
TARGET 17.12	58
TARGET 17.19	58
LINKAGES AND COHERENCE	58

CSOs' CONTRIBUTION	59
CHALLENGES TOWARDS ACHIEVING SDG 17	59
ENABLING ENVIRONMENT	60
LEAVING NO ONE BEHIND	60
RECOMMENDATIONS	60
REFERENCES	61

List of Tables

Table 1 Comparison of time taken in paid work and unpaid care and domestic work

List of Figures

Figure 1 Process of developing the second progress report on SDGs implementation

Figure 2 Multi-dimensional Poverty Index by county

Figure 3: Number of households with vulnerable persons supported with cash transfer (NSNP)

Figure 4 Budget allocations to the State Department of Crop Development by Programme

Figure 5 Budget allocations to the Ministry of Health by Programme

Figure 6 Share of households with child out of school by county

Figure 7 Share of households with low years of schooling by county

Figure 8 Proportion of households with access to water from improved sources

Figure 9 Proportion of households with access to improved sanitation services

Figure 10 Share of PWD in total county population

Figure 11 Share of PWD having difficulty to engage in economic activity by county

Acronyms

ACRE	Agriculture and Climate Risk Enterprise
ALP	Accelerated Learning Programme
ASAL	Arid and semi-arid land
ASDS	Agriculture Sector Development Strategy
ASTGS	Agriculture Sector Transformation and Growth Strategy
AWF	African Wildlife Foundation
CIDP	County Integrated Development Plan
CSO	Civil Society Organisations
CUTS	Consumer Unity and Trust Society
DHS	Demographic and Health Survey
DI	Development Initiatives
ECDs	Early Childhood Development Centres
GDP	Gross Domestic Product
GoK	Government of Kenya
HRH	Human Resources for Health
IRK	Islamic Relief-Kenya
KES	Kenyan shillings
MOE	Ministry of Education
MOH	Ministry of Health
MPI	Multi-dimensional Poverty Index
MPIDO	Mainyoto Pastoralists Integrated Development Organization
MTP	Medium Term Plan
NHIF	National Health Insurance Fund
NSNP	National Safety Net Programme
PWDs	Persons with disabilities
SACCO	Savings and Credit Co-Operative
TVET	Technical and Vocational Education
UCDW	Unpaid care and domestic work
UNDP	United Nations Development Programme
VNR	Voluntary National Review
WASH	Water, Sanitation and Hygiene
WASREB	Water Services Regulatory Board
WRM	Water Resource Management

Introduction

The second progress report on Sustainable Development Goals (SDGs) implementation Kenya Civil Society Organisation (CSO) report 2019 is part of the Voluntary National Review (VNR) that countries committed to during the adoption of the Agenda 2030. The report aims to help Kenya track its progress in achieving Agenda 2030, promote accountability and exchange best practices.

A Canadian Council for International Co-operation (CCIC) report that assessed the VNR reports of 2017 from around the world found that CSOs were not documenting their contribution. Nor was leaving no one behind treated as a standalone chapter to describe who is being left behind. This year's Kenya CSO submission on the progress of SDG implementation has taken these identified gaps into consideration. This year, apart from monitoring progress, CSOs showcase their contribution towards the implementation of SDGs. These contributions are highlighted in this report under respective targets or indicators. The report not only reveals challenges of implementation of the respective SDGs, but also best practices and lessons learnt to allow mutual learning across those goals for implementing institutions. Leaving no one behind is reported as a separate section under each SDG to show who is further behind.

This year's CSO submission reports on SDGs 1, 2, 3, 4, 5, 6, 10, 12, 13, 15, 16 and 17 and sets out progress for this year's CSO submission under thematic areas of situational analysis/context, the enabling environment that CSOs operate in, best practice for implementing respective SDGs, and challenges. The report also contains recommendations under each SDG to strengthen accountability and implementation.

About the SDG Forum

The SDGs Kenya Forum (the Forum) is a voluntary membership and loose coalition of organisations that champions for the implementation of the SDGs in the country. It brings together an array of organisations drawn mainly from the local civil society but also includes others representing the private sector, academia and international NGOs with operations in Kenya.

Forum Origins

The Forum was created by the same number of organisations as in 2016 and has since been engaging actively in SDGs processes in Kenya as a whole and at the regional and global levels. It has continued to grow in numbers, extending its members from fewer than 30 organisations at the start to more than 300 organisations today. It has also widened its membership geographically from organisations based in Nairobi and a few neighbouring counties to include many others based in nearly all of the counties of Kenya.

Forum Structure

The top organ of the Forum is the Members General Assembly whose members are assisted on policy direction and its management by a board of directors drawn from the membership. A secretariat that reports to the board runs the affairs of the Forum on a day to day basis. Key decisions of the Forum are passed by the Members during its Annual General Meeting or at an Extraordinary Members Meeting.

Methodology

A rigorous approach was applied to the production of this report. During the Forum’s ordinary Members Annual General Meeting (AGM) on 17th January 2019, members grouped themselves in line with the 17 SDGs according to organisational interest and deliberated to select two co-conveners per thematic area. Each group was given the liberty to come up with a selection method it considered most appropriate to pick the co-conveners. Figure 1 shows the process of producing this second progress report.



Figure 1 Process of developing the second progress report on SDGs implementation



Goal 1: End poverty in all its forms everywhere

Situational analysis

About 57% of Kenya’s population are among the global P20 (the poorest 20% of the global population). Based on estimates of extreme poverty (\$1.90/day), Coast, Eastern and North Eastern regions of Kenya would have to maintain near record levels of poverty eradication to eliminate extreme poverty by 2030 (DI, 2019).

Estimations of the Multi-dimensional Poverty Index (MPI)¹ by county indicate Turkana, Wajir, Mandera, Samburu, Garissa, Marsabit, West Pokot and Tana River score the highest poverty levels compared to the rest of the country (Figure 2). More than three-quarters of households in Wajir, Turkana, Mandera, Garissa, Samburu, West Pokot and Marsabit are multi-dimensionally poor.

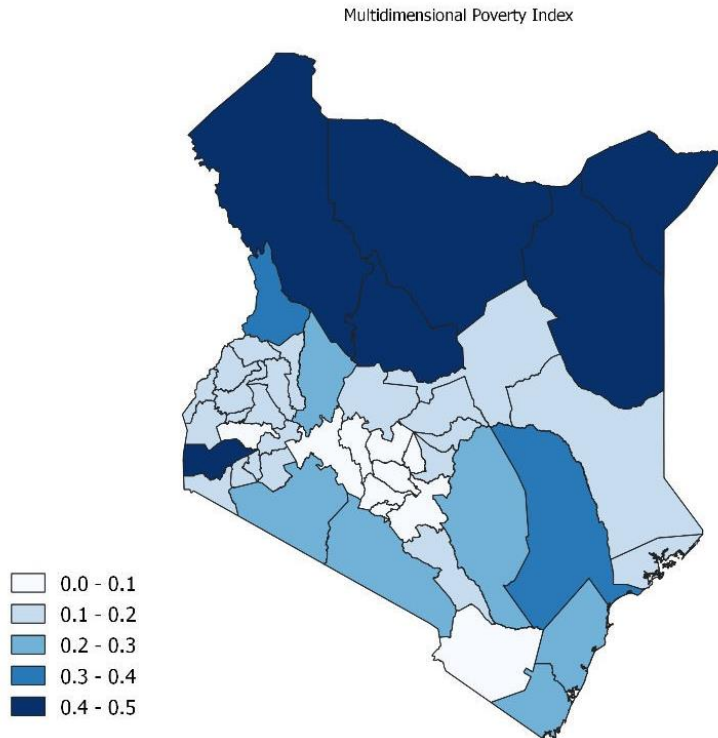


Figure 2 Multi-dimensional Poverty Index by county

Source: Development Initiatives based on PovcalNet and Kenya Demographic and Health Survey 2014

The Multi-dimensional Poverty Index (MPI) measures welfare in education, health and household assets. MPI is constructed from 10 indicators across these three categories. A household is categorised as multidimensionally poor if the household is deprived of 0.3333 of the weighted dimensions. The weighted average of the number of dimensions along which the MPI poor households are deprived is then multiplied by the share of households defined as multi-dimensionally poor to produce a Multi-dimensional Poverty Index. Development Initiatives followed these methods to generate MPI scores for each County of Kenya.

Progress report in implementing SDG 1

Target 1.3

Target 1.3 of SDG 1 strongly encourages the implementation of nationally appropriate social protection systems and measures for all, including floors, and aims by 2030 to achieve substantial coverage of the poor and the vulnerable.

The commitment of the Government of Kenya (GoK) to the social protection of vulnerable groups has been commendable, both in terms of budgetary allocation and the increasing number of recipients. Budgetary allocation to the State Department for Social Protection in 2017/18 saw a 68% increase compared to what was budgeted to the Department since its establishment in 2013 (DI, 2017). This increase is attributable to the scaling up of three programmatic components of the National Safety Net Programme (NSNP) which assists vulnerable groups to meet basic human needs and live a dignified life through cash transfer to older people, orphans and vulnerable children and people with disabilities (PWDs). In particular, the upscaling of cash transfer to older persons more than doubled in 2017/18 from the previous year (Figure 3).

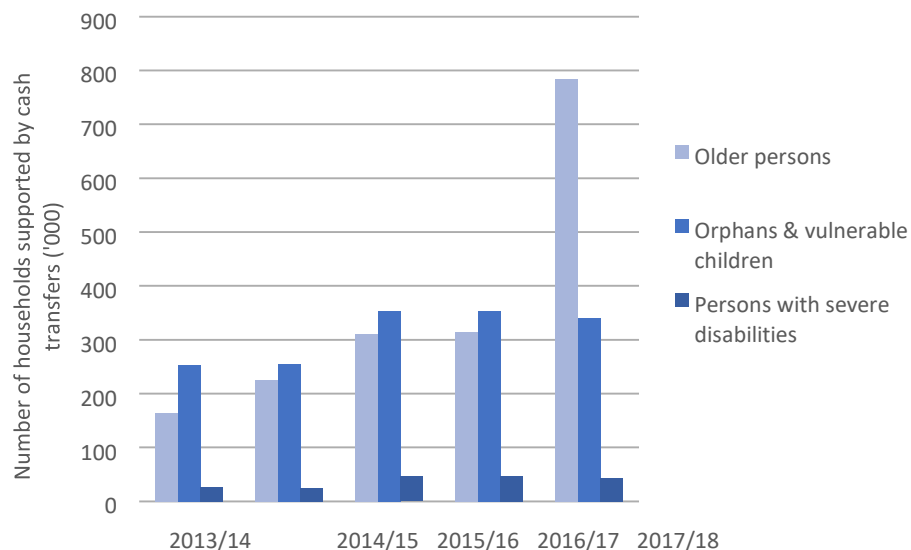


Figure 3: Number of households with vulnerable persons supported with cash transfer (NSNP)

Source: Development Initiatives based on figures compiled from Social Protection sector Working Group reports 2015 and 2018

Linkages and coherence

Policy coherence and SDGs: There are strong linkages and coherence between national and county policies and SDGs in Kenya. However, SDG implementation is not well known to county actors and direct beneficiaries in the country. CSOs' activities and their linkages to economic and social development and environmental suitability: Most CSOs in Kenya contributing to SDG 1 have a dedicated livelihoods programme to address barriers in value chains, agribusinesses, food security, and the environment. Their social protection and inclusion programmes also contribute to social development.

Linkages of SDG 1 with other SDGs: CSOs working towards SDG 1 believe it has close links with other SDGs of Agenda 2030 and may also serve as a multiplier, leading to changes in other goals of the SDG. For example, the agricultural sector is key in poverty eradication and ending hunger (SDG 2). Good health and wellbeing are linked to poverty. When people have access to basic services such as hospitals and clean drinking water (SDG 3 and SDG 6) they are in a position to contribute to economic development and poverty eradication.

CSOs' contribution towards Targets 1.4 and 1.5

Apart from monitoring the progress of SDGs implementation, CSOs also contribute to the achievement of these goals. Presented here are two such organisations' contributions aimed at fostering economic opportunities and improving farmers' resilience.

Target 1.4: By 2030, ensure that all men and women, in particular, the poor and the vulnerable, have equal rights to economic resources, as well as access to basic services, ownership and control over land and other forms of property, inheritance, natural resources, appropriate new technology and financial services, including microfinance

1. Caritas Kenya promoted access to financial services for 6,398 farmers in Machakos, Makueni and Kitui counties for agribusiness. For the purchase of farming inputs, the value of loans accessed was KES 15,769,910 in 2018.
2. Caritas Marsabit disbursed cash grants of KES 500,000 to eight women's groups. It also provided shade nets for 12 groups. The support that Caritas provides has assisted in diversifying livelihood options for target communities who were once dependent on livestock as a main source of income.
3. Islamic Relief Kenya assisted over 200 women to access financial facilities in Kajiado county. The women-initiated microenterprises thereby improving household income to above a dollar a day and providing the ability to access basic services

Target 1.5: By 2030, build the resilience of the poor and those in vulnerable situations and reduce their exposure and vulnerability to climate-related extreme events and other economic, social and environmental shocks and disasters

1. Caritas Kenya contributed to improved income from mature goat breeds it supplied to farmers. Caritas Malindi supplied 116 bucks (he-goats) in Magarini sub-county, Kilifi county to improve the local breeds from 2017. By Jan 2019, around 2,129 kids were sired in Mambasa in Magarini sub-county. A mature improved goat sells at KES 6,000, double what previous breeds used to fetch.

Challenges towards achieving SDG 1

1. CSOs working under SDG 1 report that limitation of resources, security issues and shocks related to climate change compromise the sustainability development initiatives. Limited resources to address the identified gaps that lead to achievement of the SDG 1 and Agenda 2030 in general.
2. Limited access to certain marginalised communities in need due to insecurity and poor road networks, particularly in arid and semi-arid (ASAL) counties such as Samburu and Wajir.
3. Recurrent climate-related shocks that have a negative effect on already initiated development projects.
4. Erosion of certain values that deepen poverty such as corruption, tribalism and nepotism.
5. Lack of disaggregated data makes it difficult to track who is in extreme poverty, including persons with disabilities. For data that does exist, bureaucratic hurdles make it difficult to access.

Enabling environment

While the space for CSOs to operate in counties has been increasing, the decline in funding from development partners is increasingly posing a challenge for CSOs to contribute as development actors.

Counties are positioned to identify and integrate the voices of marginalised groups in development plans. This has become a reality as public participation structures become institutionalised. County Assemblies have provision for representation of marginalised groups.

Best practices

Government-CSO joint effort to implement SDG 1

Islamic relief, in partnership with the National Drought Management Authority (NDMA), facilitated capacity building by offering training on Community Based Disaster Risk Reduction. Strong linkages have been established between the community and NDMA that allow continuous efforts on disaster preparedness and effective disaster emergency response.

Leaving no one behind

Those that are at risk of being left behind are women in relation to land rights and political representation, PWDs in terms of education and physical accessibility of infrastructure, unemployed youth with limited access to economic opportunities, slum dwellers having little access to government services and middle-aged men who have limited financial access.

Recommendations

1. GoK's effort to reach more vulnerable recipients through cash transfer should expand to counties that have been identified to have extreme poverty. GoK, in collaboration with development partners, needs to expand cash transfer to vulnerable households, including those that require cash assistance programmes taking into consideration those affected by extreme weather events.
2. CSOs and other development actors need to strengthen county-level CSO coalitions to influence policy formulation.
3. While the effort to influence plans and policies is a step forward, there is a need to ensure the latter are translated into action in responding to the needs and priorities of marginalised groups.
4. There is a need for quality disaggregated data on marginalised groups. The methodology to collect data on PWDs needs to be refined. Where data is available, there needs to be improvement in its accessibility.

5. Review statistic law to recognise the rich information available in non-state led data.
6. To better track SDGs, there is a need to build partnerships with marginalised groups and development actors in implementing and monitoring SDGs.



Goal 2. End hunger, achieve food security and improved nutrition and promote sustainable agriculture

Situational analysis

Kenya is unable to feed itself. While agriculture contributes 30% to gross domestic product (GDP), the country meets the needs of its people through both formal and informal imports of maize, rice and wheat (FAO, 2016).

Food insecurity in Kenya is closely linked to historical underperformance of the agricultural sector and the lack of consistent focus on food productivity and sufficiency at household level pose as challenges.

The Government of Kenya (GoK) has been increasing budgetary allocation to the State Department for Crop Development (Figure 4). The Department received KES 25.3 billion or 1% of the national budget in 2018/19, which was a 44.4% increase on the previous year. The focus of the budgetary allocation for financial year 2018/19 was mainly on agricultural mechanisation, use of certified seeds, climate-smart agriculture, and quality assurance and monitoring services under crop development and management programme. More than any other programme under the Department, this one saw an increase of 71% in budgetary allocation from the previous financial year.

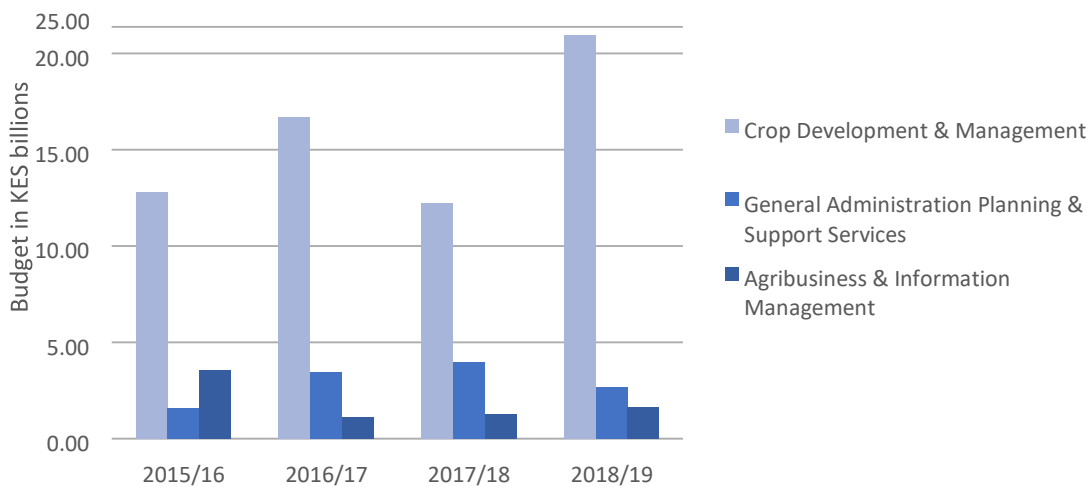


Figure 4 Budget allocations to the State Department of Crop Development by Programme

Source: DI based on budget documents for various fiscal years

A large part of food security is assuring food safety (Target 2.1). Recently, the dairy sector, which accounts for about 8% of Kenya's economy (Odero-Waitituh, 2017) has come under scrutiny as evidence emerges that the sector has low levels of compliance with quality and safety standards posing health risks to consumers.

A study by Consumer Unity and Trust Society (Bebe et. al., 2019; (CUTS) 2018) on compliance with milk safety standards in four counties, Kisumu, Nandi, Nairobi, Kiambu, shows between 43% and 96% of milk samples did not meet minimum microbiological standards.

Progress report in implementing SDG 2

Target 2.1 and Target 2.2

The target to achieve 100% food and nutrition security by 2022 is ambitious considering that the proportion of the population living below the food poverty line is 32%. However, several initiatives are in place to support the achievement of these targets in Kenya. These include the establishment of a Common Program Framework, the existence of devolved government, close collaboration of the national government and development partners on the issue, particularly those most affected in arid and semi-arid land (ASAL) and the establishment of the National Drought Management Authority in Kenya in 2016.

Target 2.3

The target on improving agricultural productivity and incomes of small-scale farmers is expected to have the greatest impact on livelihoods. Achieving target 2.3 not only has the greatest potential to ensure food and nutrition security, but also improve employment, incomes and inputs for agro-industries. However, significant challenges remain for small-scale producers, who are the major actors, which include inadequate access to affordable inputs and credit, technology and technical support/extension services, water for irrigation, and the continued fragmentation of agricultural land into small uneconomical and unproductive sizes. The traditional family knowledge of sustainable food security systems seems to have been lost, including the use of traditional food granaries at household level. The family capacity to grow food and manage their food security situation and seek support from the government seems to have reduced over time.

Target 2.4

There is a serious lack of emphasis on sustainable agriculture. This may be one of the leading causes of declining soil fertility and productivity. The continued subdivision of land into unviable sizes may be a major factor impeding the progress of achieving this target. This is further exacerbated by low agricultural extension coverage due to inadequate investments in human resource and infrastructure.

Linkages and coherence

Policy coherence and SDGs: Kenya's efforts to achieve zero hunger are supported by a number of policy/strategy documents guided by the Constitution of Kenya 2010. The most prominent strategy has been the Agriculture Sector Development Strategy (ASDS) 2017 – 2022. The ASDS programme is responsive to the targets of the 2030 Agenda as is the African Union's Heads of State and Government's Malabo Declaration on agricultural transformation. While

the ASDS programme responds to a number of goal areas in the 2030 Agenda, in relation to SDG 2, it has a heavier focus on target 2.3, 2.4 and 2.c.

In the financial year 2018/19 two documents have been launched which will play a pivotal role in efforts to achieve SDG 2. The third Medium Term Plan (MTP3) for Vision 2030 was launched in 2018. This is a linchpin framework for coordination of government efforts towards achievement of Kenya Vision 2030 and related resource mobilisation. However, the agriculture sector component focuses predominantly on interventions that address issues related to targets 2.3 and 2.c without prioritisation of aspects of zero hunger such as undernourishment and malnutrition.

The second document launched in the first quarter of 2019 is the successor to the ASDS known as the Agriculture Sector Transformation and Growth Strategy (ASTGS) 2018–2028 which seeks to replace the ASDS in order to comply with Schedule 4 of the Constitution of Kenya 2010 on devolved functions and emerging priorities. ASTGS places a premium on increased productivity linked to incomes and seeks to ensure a nutrition-sensitive approach. These, in addition to specific attention to resilience, would result in implementation of interventions that are responsive to targets 2.1, 2.2, 2.3 and 2.4. ASTGS is also well aligned to the Malabo Declaration.

Policy coherence and SDG 2 targets

Targets 2.1 and 2.2: The country's policy framework is in line with these targets through provisions in the Kenya Constitution 2010, the Third Medium Term Plan (MTP), the Big Four Agenda, and the Food and Nutrition Security Policy of 2011.

Target 2.5: Kenya does not have an elaborate policy and legal framework for the maintenance of genetic resources. The Kenya Agricultural and Livestock Research Organisation maintains gene banks for both plant and animal species, but the effectiveness of this function may be undermined by weak policy and legal frameworks. The country will need to have a specific policy and legal prescriptions on the preservation of genetic diversity to allow for adequate focus and resources in the development of appropriate gene banks and other facilities and the development of the requisite human capacity.

Target 2.a: The policy support for increasing investment for agricultural research and extension services is inadequate. Relevant policies for this target are the broader Kenya Vision 2030, the ASDS, and the Kenya Agricultural and Livestock Research.

Act No 17 of 2013. Other than what is provided under Kenya Vision 2030 and the MTPs, there is no policy on funding agricultural research and development except the law which provides for the establishment of the research institutions. There is also no indication from any source that what was provided under Kenya Vision 2030 on increasing resources for agricultural research is being implemented.

Target 2.b and Target 2.c: The Kenya policy framework and initiatives in place appear to support sufficient correction of trade restrictions and distortions as well as the proper function of food commodity markets and their deliveries.

CSOs' contribution

Efforts by the CSOs to support the implementation of SDG 2 includes implementation of good agricultural practices through training and agronomic advice. These include strengthening resilience and adaptive capacities towards climate change and promotion of insurance awareness and uptake as a sustainable risk mitigation measure among smallholder farmers in Kenya.

Target 2.1: By 2030, end hunger and ensure access by all people, in particular the poor and people in vulnerable situations, including infants, to safe, nutritious and sufficient food all year round

Recognising no food security without food safety, Consumer Unity and Trust Society (CUTS)-Nairobi under the Voice for Change Partnership Project is leading the dairy food safety and loss reduction advocacy engagements to enhance

consumer welfare in the dairy sector by improving milk safety and reducing milk losses. Apart from providing evidence, CUTS-Nairobi undertook several interventions including providing forums to share the existing and emerging issues on food safety and ultimately enhance consumer awareness and protection. It also built the capacity of religion- and community-based organisations to be effective consumer champions in pilot counties (Laikipia, Nyandarua, Murang'a and Nakuru.)

Target 2.4: By 2030, ensure sustainable food production systems and implement resilient agricultural practices that increase productivity and production, that help maintain ecosystems, that strengthen capacity for adaptation to climate change, extreme weather, drought, flooding and other disasters and that progressively improve land and soil quality

Agriculture and Climate Risk Enterprise Ltd (ACRE) Africa's project, Downscaling Agro-Weather Advisories and Index Insurance for Sorghum Farmers, aimed at piloting and scaling up of innovative private sector investments in agricultural adaptation and low carbon, climate-resilient services and assets. Implemented in Nyandarua, Kisumu, Siaya and Homa Bay between 2016 – 2018 emphasised agro-climate and agro-weather information services to smallholder farmers to address climate/weather risks. For instance, pre-season alerts and notifications were communicated to farmers via an information and communications technology platform and local channels, reaching over 4,000 farmers in three years. The exit survey indicated that 85% of the farmers made climate-informed plans and decisions.

Target 2.a: Increase investment, including through enhanced international cooperation, in rural infrastructure, agricultural research and extension services, technology development and plant and livestock gene banks in order to enhance agricultural productive capacity in developing countries, in particular least developed countries

ACRE Africa contributed to SDG 2 through its Getting Farmers Insurance Ready – Bridging the Protection Gap implemented from 2018 in Bungoma, Busia, Kakamega, Siaya, Kisumu, Embu, Meru and Uasin Gishu counties. The project aims at the local communities' trusted social structures to promote uptake of insurance services. The programme operates using the Village Champion Model – a peer-to-peer knowledge transfer channel model. The village-based change mechanisms are in the form of a network of rural change agents, called champions, who are trained in good agricultural practices; financial literacy and insurance. The ACRE Africa project's outcomes are: 362,050 farmers trained in good agricultural practices; 650 rural change agents (champions) recruited to train farmers using a peer-to-peer model; and 3,625 farmers purchased insurance.

Challenges towards achieving SDG 2

The challenges identified in implementing SDG 2 are around agricultural productivity, food safety, disaggregated data and information on implementation.

1. Low investment in agricultural extension and lack of a policy to guide counties on it.
2. Poor information on smallholder farmers across the country due to multiple partial farmer registration efforts.
3. Lack of good data on prevalence of malnutrition within vulnerable and marginalised populations.
4. Lack of data that is appropriately disaggregated and geocoded will continue to pose an existential risk to the achievement of SDG 2 as policies and programmes designed to address this at the local level may miss the mark consistently over a long time.
5. There is no information regarding special measures being undertaken by county governments to address stunting in children under five and in maternal nutrition within the urban informal settlements. Neither is it clear whether counties with large populations living in informal settlements receive additional support other than access to iron and folic acid supplements.

6. Lack of effective food control management systems, minimal investment in food safety, uncoordinated food safety control activities, weak monitoring and surveillance systems characterise the food safety governance system in Kenya. This has led to inadequate protection of local consumers due to lack of consumer awareness programmes.
7. There is also inadequate capacity on food safety for all value chain actors due to lack of laboratory services, unstructured markets, lack of proper storage and cooling facilities as well as poor waste management.
8. Food safety and control activities are divided across several government agencies, which are not well coordinated. This has led to lack of institutional ownership and consensus on issues raised in regard to ensuring good milk quality.

Enabling environment

1. Currently, there is heavy reliance on development partners for agricultural research and development and extension services improvement programmes. However, with devolution where county governments are responsible for overseeing agricultural extension services and rural infrastructure, these two areas are likely to improve with access to increased devolved resources depending on respective county priorities.
2. The space for CSOs is expanding in the food safety sector. There are encouraging signs that government agencies acknowledge the fact that there is no food security without food safety. Prioritisation of food and nutrition security as a key issue for GoK under the Big Four Agenda is commendable.

Best practices

Government-CSO joint effort to implement SDG 1

Case 1:

The Intergovernmental Forum on Agriculture co-chaired by the Council of Governors and the Ministry of Agriculture, Livestock, Fisheries and Irrigation provides a model that could be the inspiration for upgrading the Zero Hunger Advisory Board. Through the Advisory Board, a strategic review of interventions and policies by the government to address SDG 2 was carried out in 2018 with recommendations expected to inform coordination within government and development partners going forward. The Advisory Board, being a multisectoral and multi-stakeholder group could be catalytic to the efforts to achieve SDG 2 in Kenya.

Case 2:

In recognition of the crucial role of food safety in SDG 2, CUTS-Nairobi provided inputs in the County Integrated Development Plans (CIDPs) of Murang'a and Laikipia which saw food safety captured as a standalone element in the documents. At the same time, through the intervention, a milk safety and quality-based payment system was incorporated in the Kenya Dairy Processors Association strategic plan and the proposed dairy regulations 2018.

Leaving no one behind

The most at risk of being left behind when it comes to ending hunger are communities living in hard to reach areas, ASAL, those living in urban informal settlements and older persons especially those living with disabilities.

A significant number of efforts exist to end hunger in the hard to reach and ASAL areas. For instance, the ASDS programme and its successor, the ASTGS, both have taken steps to address segments of society considered most vulnerable. Significant investments have been made through the Drought Resilience Sustainable Livelihoods Program and the Regional Pastoral Livelihood Resilience Program to address the livelihoods challenge in ASAL areas. Deliberate efforts have been taken within the pastoral community in particular to address vulnerable and

marginalised groups with attention paid to women and young people. However, data on both programmes regarding their roll out and results could not be found, and it is not clear the extent to which non-state actors have been deliberately included in the programme activities.

Among the vulnerable and marginalised populations, one group most at risk of being left behind when trying to achieve zero hunger are expectant mothers and young children. The effect of malnutrition on maternal and child health is well documented with evidence showing life-long impact on malnutrition within the first 1,000 days from conception. In informal settlements, prevalence of stunting can be as high as 46% creating building blocks for a poverty trap linked to poor education outcomes and lack of economic opportunities. Due to health service delivery being a devolved function under Schedule 4 of the Constitution of Kenya 2010, the national government cannot run subnational interventions without collaborating with the county governments.

Recommendations

1. There needs to be multi-sector approach for nutrition security through implementation of better coordinated interventions between the ministries responsible for health, agriculture and social protection. Strengthening of the Zero Hunger Advisory Board to include a co-chair from the Council of Governors, representation from the Kenya National Bureau of Statistics and anchorage within the Inter-governmental Relations Framework would provide a high-level coordination framework to address the challenges in implementation of SDG 2 including poor coordination.
2. The history of missing targets especially on key projects (including flagship ones) need to be addressed. This includes the slow implementation of disease-free zones to promote livestock markets and improve the livelihoods of pastoralists. The generally poor agricultural extension services are a major impediment to smallholder producers and this needs to be improved by the county governments.
3. Addressing food loss and safety requires a holistic approach. There is a need for stronger strategic partnerships between government, private sector and consumer organisations for meaningful change.
4. Publishing of adequately disaggregated data on productivity, malnutrition, social protection, markets and genetic resources could be vital in supporting efforts by all actors in the country working towards the realisation of SDG 2.
5. There is a need to focus on the family unit/household and ensure proposed initiatives build the capacity of families to play a central role in planning for, producing and managing their food and nutrition situations. In addition, households should be encouraged to reduce post-harvest losses through proper food storage, management and preservation, while ensuring each member of the family has access to adequate food and proper nutrition.



Goal 3: Ensure healthy lives and promote well-being for all at all ages

Situational analysis

Kenya's human resource in the health sector is characterised by a shortage of health workers, regional disparities and frequent industrial strikes. The country has a proportion of 14 doctors per 100,000 population and 42 nurses per 100,000 population as at 2016. This is below the World Health Organisation's recommendation of 21.7 doctors per 100,000 population and 228 nurses per 100,000 population. There is regional disparity within the distribution of existing health workers in hard to reach areas; while recurrent industrial strikes agitating for better working conditions are common. Disparities exist across and within counties and special groups with differences in the availability of essential health packages, health facilities and health workers resulting in inequalities in service use.

Progress report in implementing SDG 3

For this year's CSOs' submission on SDG 3, progress is reported for Target 3.8 on universal health coverage.

Target 3.8

Upscaling of insurance coverage for the vulnerable, referral hospitals construction, availability of health personnel and specialised equipment for hospitals are the top priorities of The Government of Kenya (GoK) in its effort towards universal health coverage.

The National Hospital Insurance Fund (NHIF) covers 6.2 million Kenyans or 15% of the population. The government aims to increase the number of Kenyans covered under the health insurance scheme to 13 million by 2022. Apart from the poor state of human resources, patients face financial difficulties in accessing health care services. Out of pocket payment accounts for 26% of the total health expenditure in Kenya (MOH, 2016, cited in AMREF Health Africa's submission).

Budgetary allocation to the Ministry of Health (MOH) has been increasing steadily (Figure 5). The MOH got its biggest allocation in the 2018/19 financial year budget, with a 48% increase compared to the previous financial year. This budget increase is explained by the planned expansion of health infrastructure, national referral services and free

primary healthcare. The greatest beneficiary among the MOH’s programmes is the national referral and specialised services programme, which is part of the universal health coverage agenda of the government, in-line with SDG 3.

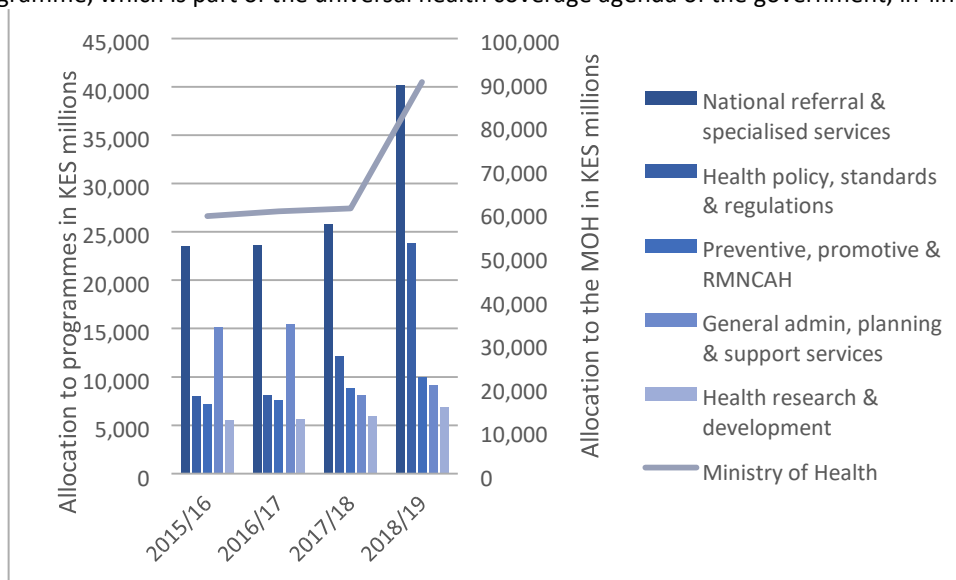


Figure 5 Budget allocations to the Ministry of Health by Programme

Source: DI based on budget documents for various financial years

The health sector benefited greatly following adoption of the developed governance system particularly in budgetary support to counties.

As a share of overall budget, however, Kenya continues to under-invest in health despite being a signatory to the Abuja Declaration of 2001 where African Union countries pledged to allocate at least 15% of their annual budget to health. In the 2018/19 financial year, the allocation to the sector represented only 3.6% of the national budget.

Linkages and coherence

SDG 3 has links to all goals but particularly with zero hunger (SDG 2), quality of education (SDG 4), clean water and sanitation (SDG 6), gender equality (SDG 5) and global partnerships (SDG 17).

CSOs’ contribution

Target 3.5: Strengthen the prevention and treatment of substance abuse, including narcotic drug abuse and harmful use of alcohol

Caritas Social Programmes within the Caritas network in Kenya address mental wellness. For instance, Asumbi Treatment Centre, a public health care service of the Catholic Diocese of Homa-Bay under Caritas Homa-Bay, handles all forms of chemical dependency cases. The Centre’s success rate for those who enrol in the programme and finish successfully without using drugs/alcohol is 65%.

Target 3.7: By 2030, ensure universal access to sexual and reproductive health-care services, including for family planning, information and education, and the integration of reproductive health into national strategies and programmes

Under the AFYA TIMIZA Project, AMREF Health Africa project supported family planning and reproductive maternal, new born and child adolescents' health, and nutrition training reaching a total of 642 (390 male and 252 female) health workers in Turkana and Samburu. These included 197 community health volunteers and 445 health facility-based staff.

Target 3.c: Substantially increase health financing and the recruitment, development, training and retention of the health workforce in developing countries, especially in least developed countries and small island developing States

Under the AFYA TIMIZA Project, AMREF Health Africa in partnership with Human Resources for Health Kenya provides technical support to Samburu county by the rolling out of Human Resources Information Solutions in the sub-counties and provision of monthly internet bundles to the health technical working groups for both Turkana and Samburu counties. This support under the initiatives of the technical working group brought about changes in staffing as the County Public Service Board and the Governor's office increased the staffing level by 30% from 473 to 615 in the county in the last quarter.

Challenges towards achieving SDG 3

1. As discussed earlier in the context of resourcing in the provision of health, frequent industrial action by health personnel and the disproportion of medical personnel to population being served are major challenges to the Kenyan health sector.
2. The effort to contribute to SDG 3 by non-state actors is increasingly facing financial challenges as the country has transitioned from a low to middle income country; and traditional development partners reduce aid as well as change the mode of assistance to contracts rather than grants. High dependence on traditional donors such as USAID as the main source of funding can therefore be identified as a challenge.
3. Long distances to the nearest health care services is also a major challenge in some areas. Data from ILEPA from Maji Moto in Narok county indicates, the average access to a health facility is on a 15km radius. The reported poor health conditions are compounded by the use of herbal/indigenous medicine.
4. Despite increasing budgetary allocation to the sector, Kenya is still dependent on donors as the health sector still faces challenges ranging from rises in communicable and non-communicable diseases, the rising burden of diseases and dissatisfaction among health workers.

Enabling environment

GOK's political commitment is an opportunity for the country to make strides in SDG 3. The government is committed to providing equitable, affordable and high-quality health and related services for all citizens. This is reflected in its efforts to improve budgetary allocation to the sector as well as insurance coverage.

The space CSOs operate in is continually expanding and their engagement in the health strengthening system especially within the devolved and national government is continuously being recognised.

Best practices

Strong coalition of non-state actors

Non-state actors are strengthening their networks for greater impact. AMREF Health Africa is supporting the Kenya Health NGOs Network to develop a social accountability alliance that brings together actors in the space. The alliance improves coordination and learning while enabling partners to focus on social accountability for universal health coverage. At the same time, the alliance fosters evidence-based accountability actions and capacity building among players - civil society, citizens, media, and governments.

Leaving no one behind

Those living in hard to reach areas are unable to access health services and are the furthest behind. Women and girls living in rural areas and urban informal settlements are particularly burdened by out of pocket health expenditure.

Recommendations

1. Non-state actors need to continue advocating for the review of the NHIF package to accommodate a lower tier for those who cannot afford a minimum payment.
2. Community health workers supported and remunerated for the work they carry out to close the gap between communities and formal health systems.
3. The effect of health workers' strikes has contributed to a dysfunctional health system. There is need for the implementation of the Collective Bargaining Agreement at national and county levels to improve delivery of health services.
4. More effort is needed to prevent female genital fistula and also restore the dignity of those who suffer from fistula through surgical repairs and linkage to reintegration programmes.



Goal 4. Ensure inclusive and equitable quality education and promote lifelong learning opportunities for all

Situational analysis

Education is one sector that clearly depicts the close linkage between poverty and schooling. There is inequality across regions in terms of households with a child in or out of school. The extremely poor counties identified under SDG 1, Mandera, Wajir and Garissa, register the highest share of children out of school - more than 50% of households having a child out of school; while Nyeri and Murang'a, are ahead of Nairobi with an impressive record of no child out of school (Figure 6).

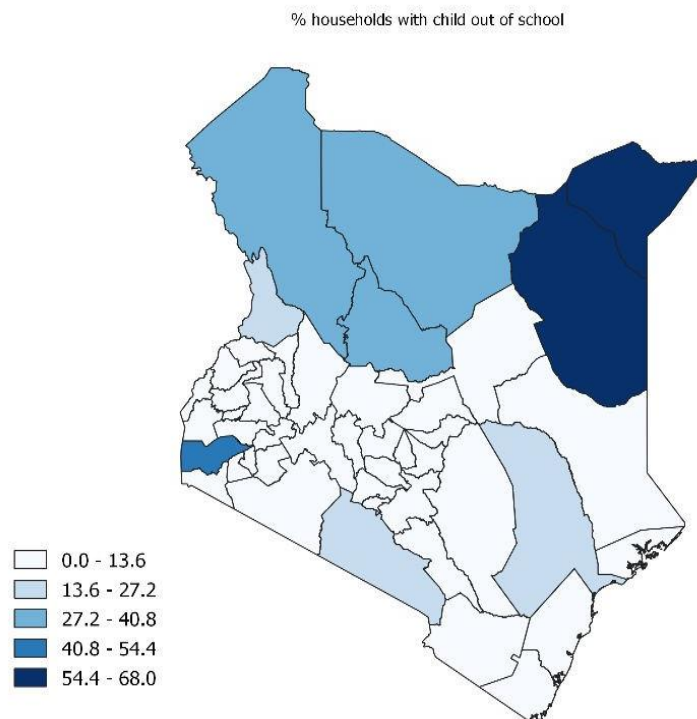


Figure 6 Share of households with child out of school by county

Source: DI based on DHS 2014

The link between poverty and schooling is also reflected in total years of schooling. Again, inequality across counties is evident in the share of low years of schooling. Turkana, Mandera and Wajir take the lead with more than half of households registering low years of schooling. Nairobi, Machakos, Bomet, Kiambu and Nyeri have a record low share of less than 3% of households with low years of schooling (Figure 7).

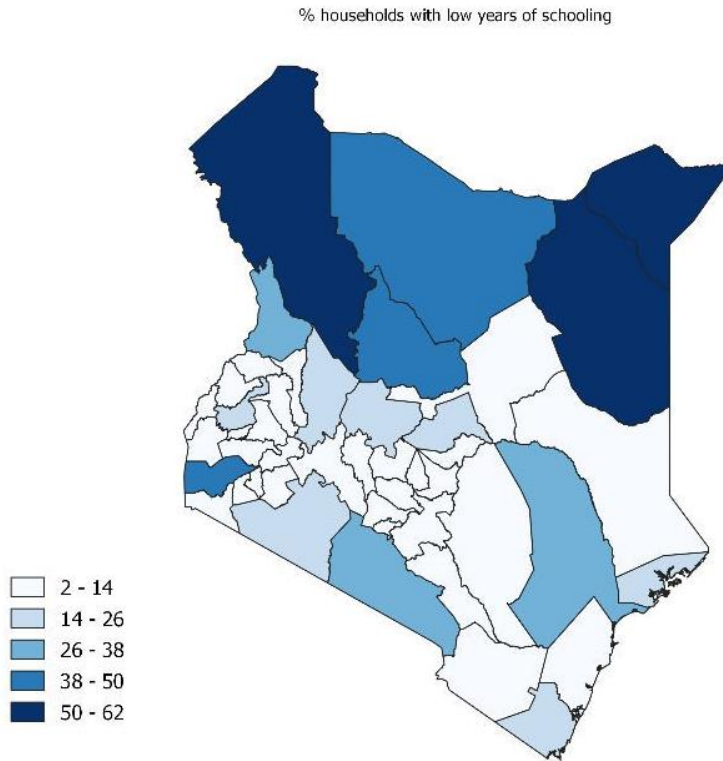


Figure 7 Share of households with low years of schooling by county

Source: DI based on DHS 2014

The state department responsible for universal education coverage has been benefiting from increasing budgetary allocation. Perhaps impacting the quality of education, the budget absorption capacity of the department stood at 79% in development expenditure between 2015/16 and 2016/17 due to inadequate facilities and infrastructure (DI, 2017).

Progress report in implementing SDG 4

Target 4.1

The government of Kenya provides free primary education and free day secondary education as part of its efforts to achieve SDG 4 to achieve universal primary and secondary education. The effort to provide free and compulsory basic education is met with several barriers including the lack of a framework of engagement for different actors across ministries, for instance actors in the Ministry of Interior and those in the Ministry of Education whose collaboration is crucial for achievement of free and compulsory basic education.

Target 4.2

A political economy analysis by VSO (2018) for Laikipia and Isiolo counties shows the political commitment, both from the national and county governments, towards early childhood development education (ECDE) is wanting. The report indicates that both counties' allocation to ECDE development expenditure for 2018/19 was less than 0.05% of overall county development expenditure.

In particular, ECDE is found to be constrained by insufficient numbers of trained teachers and care givers, inadequate number of pre-primary and day care centres, limited availability of teaching and learning and play materials, limited community participation, low morale of teaching staff due to poor remuneration, poor enforcement of standards and schemes of work for pre-primary institutions, inadequate nutrition and health support services and extremely dilapidated facilities for pre-primary learners.

Target 4.5

In order to reach those furthest behind, the Kenya Ministry of Education revised the Special Needs Education Policy and developed the implementation guidelines to ensure all children with disabilities were reached through provided institutions and homebased approach. The Ministry also provided minimum standards for Alternative Providers of Basic Education to incorporate community and low-cost private schools in pursuit of education provision in informal settlements.

Linkages and coherence

Quality education (SDG 4) underlies most other goals, including no poverty (SDG 1), good health and well-being (SDG 3), gender equality (SDG 5), decent work and economic growth (SDG 8), reduced inequalities (SDG 10), responsible consumption and production (SDG 12) and peace, justice and strong institutions (SDG16). Its realisation, on the other hand, depends on the achievement of goals on no poverty, no hunger (SDG 2), gender equality and partnerships for the goals (SDG 17).

CSOs' contribution

Apart from monitoring the implementation of government policies and programmes, CSOs also have the mandate to contribute to the achievement of SDG 4.

Target 4.1: By 2030, ensure that all girls and boys complete free, equitable and quality primary and secondary education leading to relevant and effective learning outcomes

Twaweza East Africa under its flagship programme, Uwezo, has been producing evidence on the learning levels of children and their distribution in the country for the last 9 years. Between September 2016 and July 2017, Twaweza East Africa under the Husika project reassessed pupil and teacher absenteeism in Baringo and Kilifi counties. It reported that there was an 8 percentage points' improvement in appreciation that teacher absenteeism was a problem in the counties between baseline and end-line; 5 percentage points' improvement in teacher attendance; 11 percentage points' improvement in appreciation that pupil absenteeism was a problem among community members; and 3 percentage points' improvement in pupils' attendance. The programme reached over 5,000 children, 1,700 teachers and 74 local level administrators.

Target 4.5: By 2030, eliminate gender disparities in education and ensure equal access to all levels of education and vocational training for the vulnerable, including persons with disabilities, indigenous peoples and children in vulnerable situations

Since 2017, VSO Kenya facilitated access to quality and inclusive education for children and adolescents with disabilities in Kisumu, Siaya and Wajir counties for 368 children with disabilities (197 boys and 171 girls) and 60

adolescents with disabilities (34 male and 26 female). Under its Education and Empowerment project for out of school girls, it has managed to reach 200 extremely marginalised girls from Kisumu and Siaya. The organisation trained 104 teachers (27 male, 77 female) on appropriate teaching methodologies for deaf children with enrolment of 185 deaf pupils (101 boys, 84 girls) in pre-primary and lower primary; and family members (131 male, 205 female) of deaf children equipping them with sign language skills.

Target 4.6: By 2030, ensure that all youth and a substantial proportion of adults, both men and women, achieve literacy and numeracy

Informed by the Uwezo report (2015), ZiziAfrique chose three counties, Turkana, Tana River and Bungoma to implement the Accelerated Learning Program (ALP) between January 2018 and June 2019. These counties ranked among the bottom 7 with every 10 learners in grade 3, only 3 had the expected reading ability. ALP is designed to reach learners in middle school (grades 4 and 5) falling behind in foundational literacy and numeracy skills. The goal of the program is to ensure that all children can “read with understanding” and “reason with numbers”. ZiziAfrique reports that the programme has so far benefited 777 children (376 boys and 401 girls), but the ultimate target is to reach 3,600 by end of June 2019. About 31% of learners enrolled for the program had progressed and could read a basic story in Kiswahili. This was a 15% improvement from 17% who progressed to story level in the first cycle of the learning camps.

Challenges towards achieving SDG 4

1. There is inadequate funding for the quality assurance department that should support head teachers in ensuring compliance with the teaching standards set by the Teachers Service Commission and the MOE on curriculum implementation. Moreover, teacher motivation to work in areas of hardship is wanting.
2. Insecurity affects school attendance and learning in some parts of the country. During Twaweza’s assessment period for instance, an upsurge of violence in Tiaty sub-county forced discontinuation of the intervention in the sub-county as most schools shut down and families were displaced.
3. Another challenge is unmitigated natural calamities, drought in this particular case, which forces many community members (including school children) to spend most of their time searching for water and pasture for their livestock at the expense of learning. In pastoral communities such as Kajiado and Narok, ILEPA and MPIDO report that during extreme events schools are closed and, learning is interrupted.
4. Little attention is given to students with disabilities. The study by VSO Kenya (2018) finds overall, teachers were unprepared and unsupported to address the specific need to assist deaf children to develop fluent language. There is confusion on how to teach Kenyan Sign Language (KSL) versus other spoken/written languages.

Enabling environment

The ongoing curriculum reforms provide an opportunity to align the national aspirations as reflected in the policies, laws, international treaties, and regional, continental and global agenda for education. The emphasis on competencies augurs well with the principles enshrined in the 2017 Kenya Competency Based Curriculum (CBC). This harmonisation of aims has enhanced acceptability of the intervention across programme sites. The ongoing reform process has numerous windows of policy influence for CSOs

The commitment by the Government of Kenya (GoK) to improve learning outcomes and implement the free and compulsory basic education policy provides an enabling environment for the initiative.

GoK has requested the Ministry of Interior to use the local office of the president structures to ensure 100% transition from primary school to secondary school. This is an important step in making the dream of free and compulsory basic education come true.

Best practices

Government's effort to involve CSOs in policy design

The MOE is commended for involving CSOs in most taskforces to draw in technical and financial support from non-state actors in policy review and development. CSOs were represented in the national technical committee that reviewed the Special Needs Education Policy and development of the implementation guidelines. CSOs also participated in curriculum reforms throughout 2017 and 2018 which is being piloted in grades 1-3 in all schools nationally.

Reaching out to out of school girls:

To get 5,000 out of school girls back in to the learning process through adaptive approaches, Action Aid, VSO and Leonard Cheshire are implementing a project in five counties, Isiolo, Migori, Garissa, Kisumu and Kilifi (2018). The project is funded by DfID under its 'Leave No Girl Behind' programme.

Generating disaggregated data:

Disaggregated data is key to monitoring the progress made to reach those furthest behind. The success of monitoring quality of education under the *Husika* initiative was made possible on the back of highly disaggregated data from Uwezo assessments. Apart from the Uwezo assessment that pointed out which children were being left behind, it also benefited from even more disaggregated and more granular baseline data that included qualitative analysis of the factors associated with the pattern of low and inequitable learning outcomes that was observable in the selected counties.

ZiziAfrique also conducted baseline surveys within selected counties to identify the pupils to enroll into the programme. This means that ZiziAfrique has a macro picture of who is being left behind from secondary data, and micro, granular picture of who is being left behind from the organisation's own primary data.

Leaving no one behind

Disability, geography, the literacy level of the mother, household income and type of school attended are identified as exclusion factors of children. Those that are identified to be the furthest behind in the Kenyan education sector are children with disabilities; extremely marginalised girls from the hardest to reach areas; street children; and extremely vulnerable orphans and vulnerable children especially those affected by the HIV pandemic.

Location is one of the main factors leading to exclusion of children from schools. Children living in ASAL, particularly in North-Eastern province and those living in urban informal settlements are the furthest behind

Recommendation

1. Recognise that the achievement of 'quality education' requires a multi-sectoral approach to address the challenges facing the sector. For instance, the interconnectedness of SDG 4 and SDG 6 (clean water and sanitation) was manifested in Twaweza's *Husika* initiative, as water scarcity directly affected children's attendance of school and hindered parental engagement on how to remedy the problem.
2. The commendable effort of GoK to ensure 100% transition from primary to secondary school should be strengthened through an institutionalised framework for cross-sectoral coordination and collaboration.
3. The MOE needs to develop, in consultation with the stakeholder, a language development policy for deaf learners.

4. To avoid duplication of efforts, the MOE should have a coordination mechanism to engage with CSOs, instead of working in a fragmented way.
5. There is a need for the MOE to review the current capitation grant in line with the realities of the levels of marginalisation, particularly for the children likely to be left behind.



Goal 5. Achieve gender equality and empower all

women and girls

Situational analysis

Gender-based violence

Sexual and gender-based violence is one of the most pervasive human rights violations in the world. Whereas there has been tremendous progress in the formulation of law in this area such as the Protection against Domestic Violence Act, 2015, gaps still exist in implementation of the law. Additionally, there is a notable vacuum in available official data on violence and exploitation against women. In this regard, GROOTS Kenya (a national movement of grassroots women-led community-based groups) conducted community led research on violence against women in Laikipia, Kiambu, and Kakamega and Kitui counties. Data collected and analysed by GROOTS Kenya show that the majority of violence takes place within the home setup with 84% in Laikipia, 79% in Kitui, 77% in Kiambu and 75% in Kakamega county. In all the cases, intimate partners are the key perpetrators with 33% in Kiambu, 47% in Kakamega, 35% in Kitui and 49% in Laikipia.

Unpaid care and domestic work

There is little appreciation and recognition of unpaid care and domestic work (UCDW) in Kenya. Unpaid care and domestic work is indispensable in contributing to the well-being of individuals, families and societies. Female workers spend more time in UCDW than male counterparts. CSOs, such as GROOTS Kenya and Oxfam in Kenya have been conducting assessment on UCDW in counties and urban informal settlement areas, respectively. Data from four counties indicate that in Kakamega, a female worker spends 84% of her time in UCDW, which is 5.3 times more than a male worker.

Table 1 Comparison of time taken in paid work and unpaid care and domestic work

Source: GROOTS Kenya

Counties	% time taken in unpaid care and domestic work		Time taken in paid work (hrs)	
	Female	Male	Female	Male
Laikipia	78	22	4.44	6.82
Kiambu	80	20	4.86	6.07
Kitui	73	27	1.97	6.07
Kakamega	84	16	3.00	4.40

A study by Oxfam in Kenya in 5 informal settlements in Nairobi also finds that men spend more hours in paid work than UCDW. According to the research findings, men spent up to 1.5 times more hours on paid work than women (average 25.2 hours versus 13.4 hours respectively).

The urban poor woman has a double burden as she cannot afford to hire her own domestic care taker. The Oxfam in Kenya research indicates that many urban poor who offer care services (domestic workers) also perform their own care work at their own homes. The urban poor cannot afford to hire care takers for themselves; and therefore, some of the women are forced to forego paid work in order to take care of young children, sick and elderly; or take their young children to their businesses thus reducing the number of hours spent on productive work. This is compounded by the problem of female-headed households in slums as women take up the roles of both parents. Care work is further complicated by poor or lack of infrastructure including illegal electric connections, lack of clean water and sanitation, and insecurity in the informal settlements.

Access to ownership and control over land

Despite various progressive pieces of legislation enacted in the recent past, Kenyan society is still predominantly patriarchal, and women are constantly side-lined and discriminated against particularly with regard to land ownership and control.

Since independence Kenya has never had gender disaggregated information on land ownership. In 2018, as part of celebration of women's day, Kenya Land Alliance disaggregated and analysed 1,000,099 out of the about 3,200,000 title deeds issued by the government of Kenya from 2013 to 2017. The research found out that a meager 2% of all titles in Kenya as per the titling programme are owned by women.

A community-led land mapping survey by GROOTS in Butsotso location in Kakamega county and Mukogodo East in Laikipia county shows that women account for 9% of all registered occupants on nine group ranches surveyed. This was similar in Butsotso North where women account for 9.2% of all the total titleholders despite women being the majority population in the two counties.

Progress report in implementing SDG 5

Target 5.5

After close to nine years since the promulgation of the Constitution of Kenya, the country is yet to implement the two-thirds gender rule. The Constitution (2010), under equality and freedom from discrimination Article 27 (8), directs the State to take legislative and other measures to ‘implement the principle that not more than two-thirds of the members of elective or appointive bodies shall be of the same gender’.

Target 5.c

The Council of Governors and the Ministry of Public Service, Youth and Gender Affairs signed an Intergovernmental Framework in January 2019. The Framework provides a mechanism for consultations and cooperation between the national and county governments on gender and gender mainstreaming. This is a step forward to strengthen coordination between the two levels of governments and other actors on matters of gender.

Linkages and coherence

The Sexual Offences Act, 2006 and Protection against Domestic Violence Act, 2015 have been formulated to eliminate all forms of violence against women. Whereas there has been tremendous progress in formulation of laws, gaps still exist in their implementation.

Gender equality is an integral dimension of sustainable development. It is the basis for and at the same time an outcome of achieving some of the goals. Crucial linkage exists between SDG 5 and extreme poverty (SDG 1), food security and nutrition (SDG 2), accessible services such as health services and care (SDG 3) and water and sanitation (SDG 6), education (SDG 4), decent work (SDG 8), climate change (SDG 13) and peace and strong institutions (SDG 16).

CSOs’ contribution

CSOs reported their contribution to targets 5.4 and 5.a.

[Target 5.4: Recognize and value unpaid care and domestic work through the provision of public services, infrastructure and social protection policies and the promotion of shared responsibility within the household and the family as nationally appropriate.](#)

Since 2015, Oxfam in Kenya has been working on addressing unpaid care work under a project on promoting livelihoods and inclusion of vulnerable women working in the urban informal economy. The project is working with 30,000 women living in the Nairobi informal settlements of Mukuru, Kibera, Kawangware, Mathare and Korogocho. Oxfam in Kenya sensitised a total number of 11,185 people (3,075 men and 8,110 women) UCDW. Oxfam in Kenya supported women from the informal settlements in the campaign to increase budget allocation to water and early childhood development education (ECDE) that have been identified as care reducing infrastructure. The campaign at ward and county levels resulted successfully in consideration of these two services in the 2018–2022 County Integrated Development Plans (CIDP).

GROOTS Kenya together with community champions lobbied for changes in budgetary allocation to ease burdens on those carrying out UCDW. As a result, in Kitui county KES100 million was allocated to promote and train communities

on the installation of clean cook stoves. It also successfully lobbied for increased allocation to water infrastructure development in Laikipia whereby several dams are being constructed to address water scarcity in the area.

[Target 5.a: Undertake reforms to give women equal rights to economic resources, as well as access to ownership and control over land and other forms of property, financial services, inheritance and natural resources, in accordance with national laws](#)

To enhance financial access to grassroots women, GROOTS Kenya established the GROOTS Savings and Credit Co-Operative (SACCO). The SACCO is a financial vehicle for women to access larger loan amounts at flexible and affordable rates.

Challenges towards achieving SDG 5

1. Despite legislative provision, sexual and gender-based violence is rampant in Kenya. Full enforcement of the law is the only way of assuring eradication of harmful practices including violence against women and girls.
2. There is a lack of political commitment in ensuring women's full and effective participation in political leadership. Kenya fares poorly in the region with respect to women's political representation. This exclusion is attributable to patriarchy and an electoral system that allows intolerance and violence, naturally favouring men.
3. The contribution of women to Kenya's economy is consistently underestimated. Women form the majority in the informal economy and UCDW. Particularly in relation to UCDW, aggregate estimation of the economy and budgetary planning is based on the socially constructed biases against such roles.

Enabling Environment

The Government of Kenya's (GoK's) initiative to ensure economic empowerment at the grassroots level is evident in its commitment to finance business opportunities and facilitate market access. For instance, the Constituency Women Enterprise Scheme allows registered women's groups to access loans to either expand or start new businesses.

The removal of school fees for day secondary school and free primary education is particularly relevant for girls.

GoK's provision of the free maternal health care policy has allowed for an increase in facility-based deliveries.

Best practices

Bottom-up approach

Among services that ease the burden of unpaid care work, water and Early Childhood Development Centres (ECDCs) were ranked by women living in informal settlements as the most critical services. Oxfam in Kenya supported campaigns to increase budget allocation to these two services at ward and county levels. The campaigns resulted in an increase in budget allocation for water and ECDCs in the 2018-2022 Nairobi County Integrated Development Plan.

Leaving no one behind

Women and girls in informal settlements, women and girls with disabilities and those living in hard to reach areas are among the most vulnerable and furthest behind.

Factors contributing to those likely to be left behind include low literacy levels, long distance to schools, cultural constraints such as early pregnancies and marriages, patriarchy, poverty, drought, and food insecurity.

Recommendations

1. GoK should undertake resource measures that aid the realisation of the constitutional and legislative land equity provisions. Such measures should include joint titling of matrimonial property, development of engendered community land use and management plans, simplification of the succession process to make it more affordable and devolution of land registries.
2. Enable women to participate in economic empowerment activities such as table banking; and access to soft loans with low interest rates and suitable repayment terms. Lack of economic empowerment implies women and girls will not be able to escape abusive relationships, even if they have access to legal and counselling support. The government needs to expand UWEZO (a five-year initiative that aims to improve competencies in literacy and numeracy among children aged 6–16 years old in Kenya) and the Women Fund for domestic violence survivors to start small business to sustain themselves.
3. Sensitise communities among communities and duty bearers on unpaid care work to trigger action on care reducing infrastructure from the government.
4. For social empowerment, encourage communities to come up with home-grown solutions such as one mother taking care of several children while other mothers engage in gainful livelihoods.



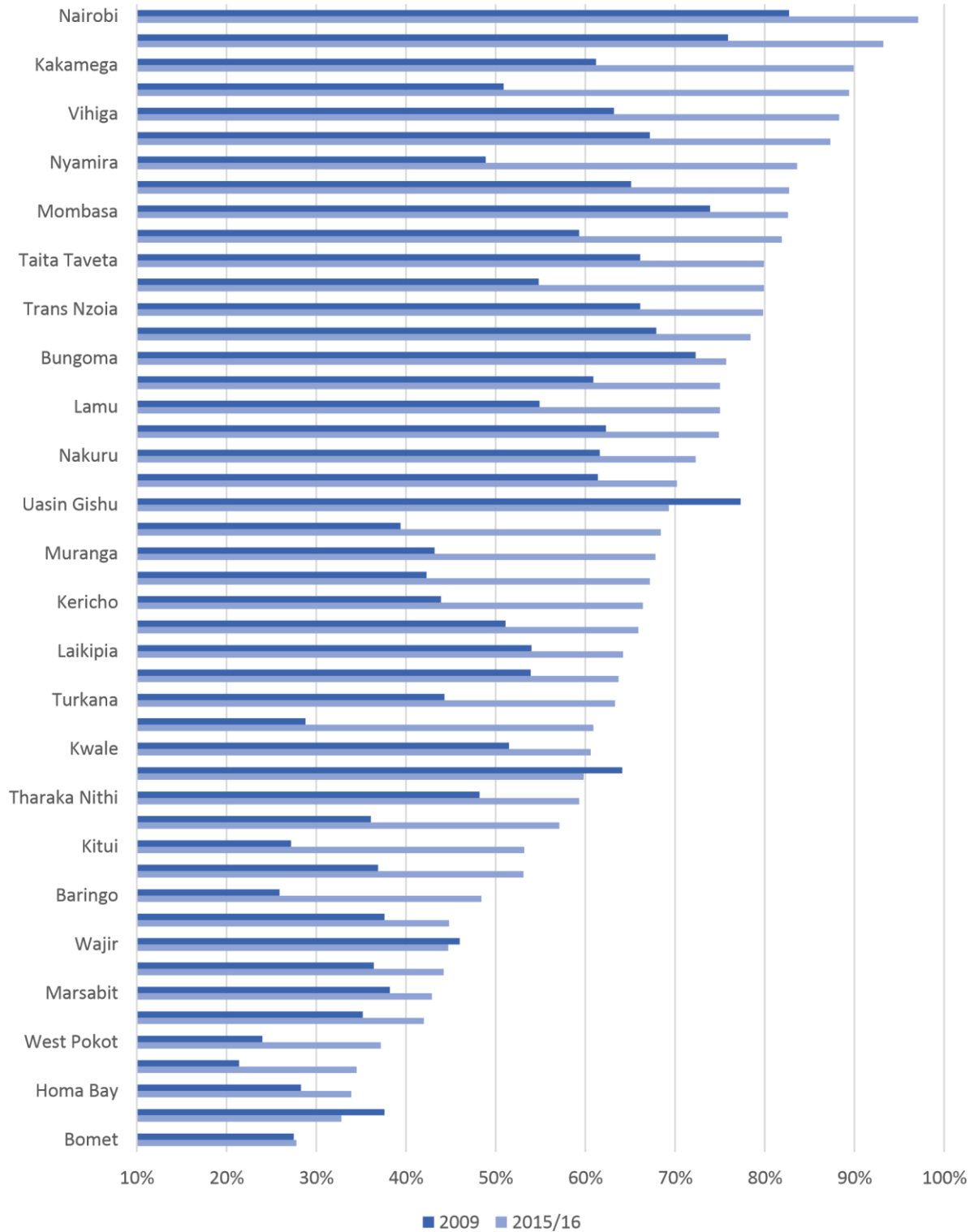
Goal 6. Ensure availability and sustainable management of water and sanitation for all

Situational analysis

Similar to access to education and health care services, inequality in access to water and sanitation services across counties in Kenya is staggering. While 80% of households in ten counties have access to water from improved sources, five counties have less than 40% of households having access to the service (Figure 8).

Figure 8 Proportion of households with access to water from improved sources

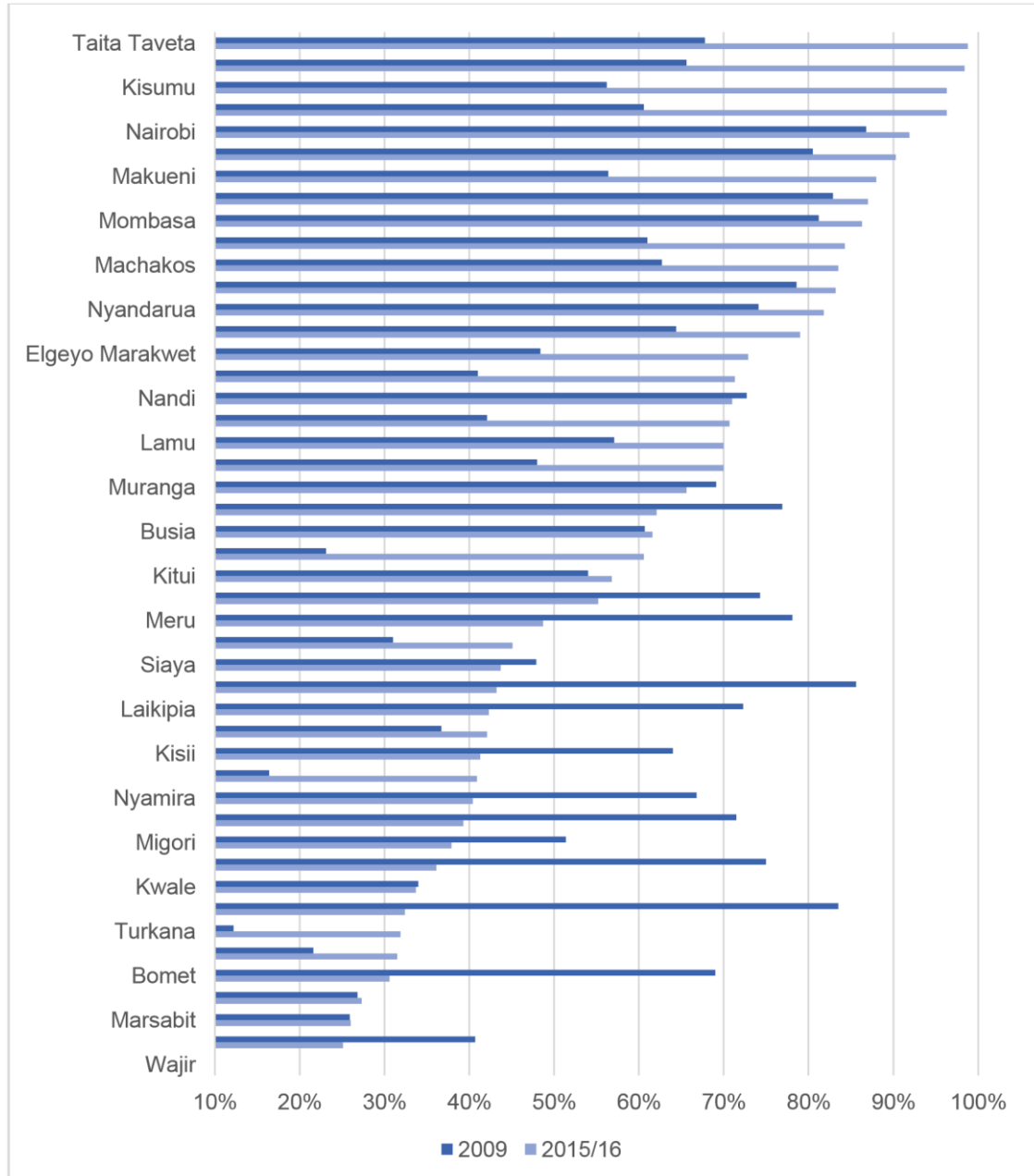
Source: Development Initiatives (DI) based on 2015/16 Kenya Integrated Household Budget Survey (KIHBS); and 2009 census data as summarised in the 2014 Socio-Economic Atlas. Note: The water and sanitation data used for this analysis is also available on the Spotlight on Kenya. www.data.devinit.org/spotlight-on-kenya



While nationally, there has not been significant progress in ensuring adequate sanitation in Kenya, individual counties made strides in providing the service. A study by DI (2018) indicates a 0.2% increase in the rate of access to improved sanitation between 2009 and 2015/16 at national level. At county level, however, apart from 18 counties, the other counties, particularly Tana River, Kisumu, Tharaka Nithi, Makueni and Baringo had access to improved county sanitation services (Figure 9).

Figure 9 Proportion of households with access to improved sanitation services

Source: DI based on 2009 census and 2015/16 KIHBS data



Some households have access to unregulated water. According to the Water Services Regulatory Board (2018), less than half of Kenya’s population (46.2%) have access to regulated water service utilities. It is estimated that 38% of people living in service areas of the 88 regulated utilities depend on informal services that do not comply with the normative content of the human right to water (WASREB, 2018).

Kenyans have limited access to sewerage infrastructure. Of the total number of counties, 21 do not have sewerage systems and rely on onsite systems for sanitation management (WASREB, 2018). Nairobi leads in sewerage coverage (50%) followed by Kisumu (48%) and Laikipia (37%), those at the bottom are Homa Bay (2%), Murang'a (3%) and Mombasa (4%).

Progress report in implementing SDG 6

The Government of Kenya (GoK) faces a financial deficit to the tune of KES 1.2 trillion in its effort to achieve targets 6.1 and 6.2 by 2030.

Target 6.1

In May 2018, GoK announced its plans to implement the strategic water storage programme that will see 9 million Kenyans have access to piped water by 2022 (National Treasury and Planning, 2019). With special focus on arid and semi-arid land (ASAL), the country-wide programme is expected to allow 80% of households to have access to safe drinking waters.

Achieving universal and equitable access to safe and affordable drinking water for all by 2030 requires KES 1.3 trillion for water supply (WASREB, 2014). The government indicates it can finance up to 44% of the cost of upscaling water supply.

Target 6.2

To achieve access to adequate and equitable sanitation for all by 2030, the country requires KES 476.5 billion for proper sewerage systems (WASREB, 2014). GoK indicates that it can only finance 6.5% of the development sewerage infrastructure.

Linkages and coherence

Clean drinking water and adequate sanitation is closely linked to good health and wellbeing (SDG 3), attendance of schools particularly by girls (SDG 4) and reducing unpaid care (SDG 5), planned cities and settlements (SDG 11) and climate action (SDG 13).

CSOs' contribution

1. The Kenya Water and Sanitation Network supported two schools in Kilifi and Kwale counties with a student population of 1,085 (544 boys and 531 girls) to have access to improved hygiene in their schools.
2. Kenya Water Health Organization, Laikipia Wildlife Forum, Neighbours Initiative Alliance and Centre for Social Planning and Administrative Development, formed a strategic partnership to address poor water governance in Athi and Ewaso Ng'iro North Catchment area.
3. Under the Watershed empowering citizens, five-year programme (2016 – 2020), the CSOs aim to produce evidence including tracking of Water Sanitation and Hygiene (WASH) and water resource management budgets and expenditure using the life cycle costs approach and TrackFin.

Challenges towards achieving SDG 6

1. The financing gap to achieve universal water and sanitation services is a risk factor to achieve SDG 6.
2. Kenya has a shortage of available water and lacks the infrastructure to supply piped water throughout the country and particularly in arid and semi-arid lands (ASAL) and in informal settlements.
3. In urban areas, water is unaccounted for through leaks and illegal connections.

Enabling environment

The space for CSOs working in this sector is expanding, particularly with county governments.

National conferences, which bring together water and sanitation actors, serve as an opportunity to review progress. During the Annual Water Conference week, organised by the Ministry of Water, all water actors in Kenya come together to review progress and identify opportunities and challenges in the water sector. It is comparable to the Annual Sanitation Conference, convened by the Ministry of Health (MOH), which allows stakeholders to exchange experiences and new technologies in the sector. Other events that allow WASH stakeholders to review challenges and opportunities are during the World Water Days, World Toilet Days and Global Handwashing Days.

Best practices

Receptiveness of county governments

1. Under the Watershed – empowering citizens (2016 – 2020) programmes' intervention, the county government of Kajiado Department of Water and Public Health established the Kajiado County WASH/WRM Technical Working Group, mandated to provide a platform for joint planning, information sharing and effective coordination of WASH/WRM interventions in the county.
2. In 2018, the Kenya Water and Sanitation Civil Society Network (KEWASNET) and other likeminded stakeholders established a community environmental management committee caucus for water, environment and natural resources. The caucus meets on a regular basis to discuss WASH and water resource management issues in the counties, which increased collaboration with government through the Council of Governors.

Accountability

KEWASNET serves as an accountability mechanism by monitoring the government's performance towards rights to access water and adequate sanitation and compiles an annual CSO sector report.

Leaving no one behind

While some rural areas may be benefiting from slow but steady infrastructure development, ASALs and informal settlement areas in Nairobi and Mombasa with already high population pressure remain furthest behind.

Factors pushing people further behind with regards to SDG 6 are climate change, population pressure and exhaustion of surface water.

Recommendations

1. Local authorities should promote regular and systematic accountability mechanisms that also include marginalised groups.
2. To allow CSOs to participate effectively in monitoring and accountability mechanisms, their capacity in terms of knowledge and finance, must be strengthened.
3. The Water Resource Management Resource Authority needs to strengthen its technical capacity to carry out hydrological studies to identify available water.



Goal 10. Reduce inequality within and among

countries

Situational analysis

According to the latest official survey, Kenya Integrated Household Budget Survey 2015 – 2016, persons with disabilities (PWDs) are 2.8% of the total population. Meru reports the highest number of PWDs (8.5%), followed by Vihiga (6.3%) and Kirinyaga (5.8%) counties. The main type of disability reported by the counties is visual impairment. Figure 10 gives an overview of reported disability by county.

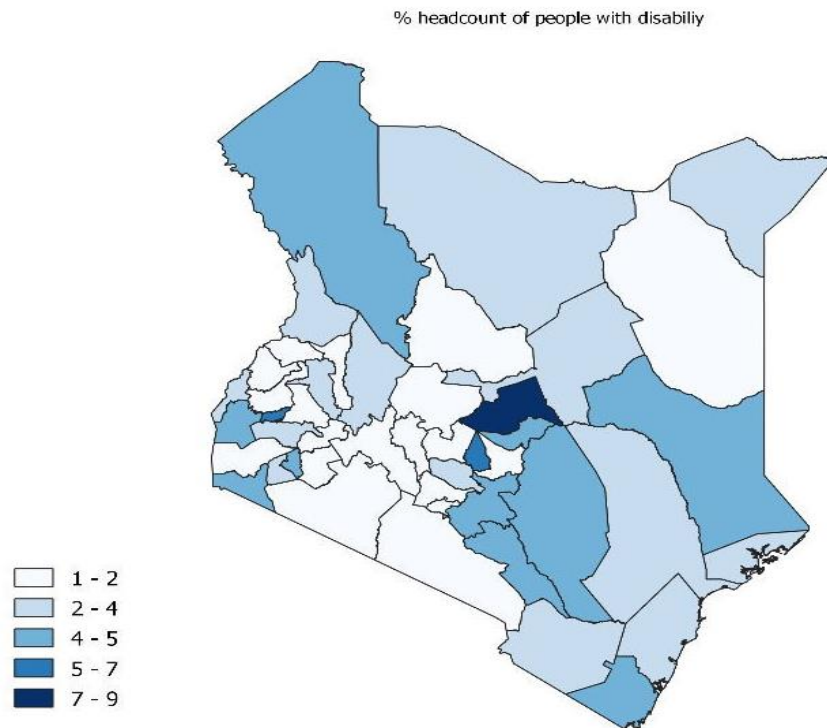


Figure 10 Share of PWD in total county population

Source: DI based on Kenya Integrated Household Budget Survey 2015-2016

Persons with disability report having difficulty in engaging in economic activities. Vihiga, with the second highest number of PWDs, is reported to be the most difficult place for a PWDs to engage in economic activities. Migori county with 5.3% of population reporting some form of disability is the second most difficult county in which to earn livelihoods while Nyamira county with 5.2% of population identified as PWD is the third most difficult county to engage in economic activities for someone with a disability (Figure 11).

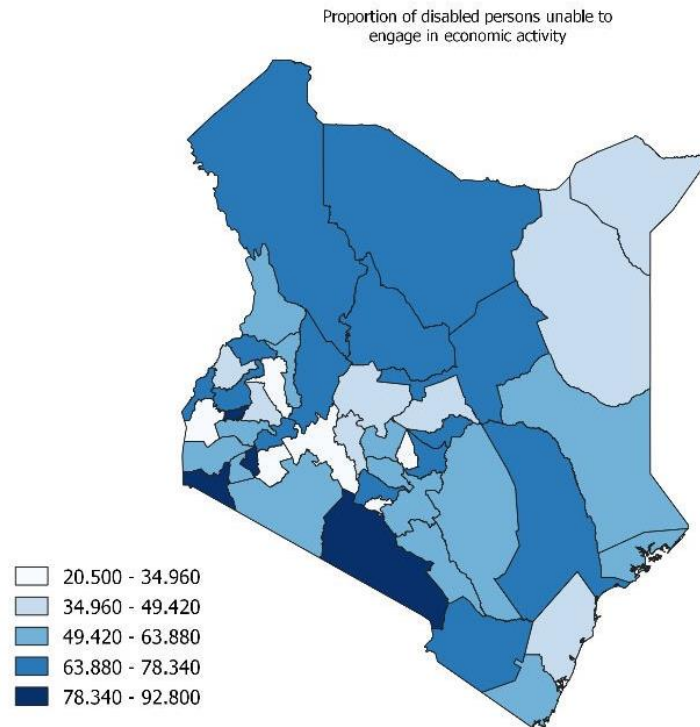


Figure 11 Share of PWD having difficulty to engage in economic activity by county

Source: DI based on Kenya Integrated Household Budget Survey 2015-2016

Progress report in implementing SDG 10

Target 10.2

The Government of Kenya (GoK) is planning to reform and consolidate affirmative funds into one robust fund to support enterprises owned by PWDs, youth and women.

Target 10.4

According to the Social Protection Sector Working Group report (2018), more than 42 thousand households with persons with severe disability are supported through cash transfer. Through this assistance, households are able to access improved nutrition, health care, housing and education.

Linkages and coherence

The Constitution of Kenya 2010 recognises disability rights. Specifically, on disability, the Persons with Disability Act, 2003, guarantees the rights and rehabilitation of persons with disabilities to achieve equalisation of opportunities. Kenya has also ratified regional and international conventions including the Convention on the Elimination of All Forms of Discrimination against Women and the Convention on the Rights of PWD.

SDG 10 is closely linked to poverty (SDG 1), food security and nutrition (SDG 2), access to health care (SDG 3), access to quality education (SDG 4), access to safe drinking water and sanitation services (SDG 6) and decent work and livelihoods (SDG 8).

CSOs' contribution

Target 10.2: By 2030, empower and promote the social, economic and political inclusion of all, irrespective of age, sex, disability, race, ethnicity, origin, religion or economic or other status

United Disabled Persons Kenya with support from the National Council of PWD implemented a project to empower PWDs to participate in the voter education process in all counties. Under the project, it trained 30 PWDs on campaign management. The project also successfully trained elected and nominated PWDs on their mandate to represent PWDs in various assemblies.

The Bio-Intensive Agricultural Training Centre is one of the rural and urban development programmes under the umbrella of the Methodist Church of Kenya in Kaaga, Meru county. In collaboration with Ecumenical Disability Advocacy Network (EDAN), the Centre undertook construction of ramps on the walk ways to the centre's demonstration farms; accommodation rooms, fish ponds and common rooms to improve access for PWDs. They can now access the centre easily and be part of any activity being held there.

Challenges towards achieving SDG 10

1. There is a lack of clarity on how budgetary allocations are used in policies where budgetary allocation for PWDs is mentioned.
2. There is no up to date disaggregated data on the extent of disability and on PWDs.

Enabling environment

The inclusion of a set of questions in the upcoming census is expected to determine accurately and authoritatively the population of PWDs in Kenya. Kenyan CSOs have been advocating for the adoption of the Washington Group of questions, which are a set of six questions that seek to identify persons who are at greater risk than the general population of experiencing restrictions because of activity limitations. The Kenya National Bureau of Statistics has agreed to include four of the six questions in the upcoming housing and population census, 2019.

Best practices

GoK's plan for disaggregated data:

GoK is planning to collect disaggregated data on disabled persons. This will allow informed decision making on programme interventions and resource allocation by all development actors.

Participation of CSOs in policy design:

CSOs, such as EDAN and Caritas, have been part of the process of developing the new Persons with Disability Bill, 2018, which was approved by the Cabinet in February 2019. The Bill seeks to empower PWD to fully utilise their abilities for personal development as well as give the national and county governments the obligation to promote and protect all Kenyans with disabilities.


Leaving no one behind

Persons with severe disability and PWDs living in hard to reach areas are the most vulnerable. Women and girls with disabilities are particularly vulnerable to sexual, gender and disability-based abuse and violence.

However, there is no timely and accurate data to determine the status of those furthest behind and indicate the actual number of PWDs in the country.

Recommendations

1. There is a need for disability mainstreaming. Integration and inclusion of disability issues in policy, legal and programme formulation as well as implementation at both county and national level.
2. The impact of shocks from climate change impact more on PWDs. There is a need to understand the coping mechanisms of PWDs and provide support to enhance climate resilience practices as they affect them.



Goal 12. Ensure sustainable consumption and production patterns

Situational analysis

Kenya loses 30 – 40% of produce, equivalent to 50 million of bags valued at KES 30 billion every year (Kimiye, 2015). Farmers lose earnings from their produce and waste labour due to poor skills in produce management, lack of storage facilities and the poor state of the road infrastructure and limited access to markets.

According to reports (Standard Digital, 2018; and Soko Directory, 2018), KES 150 billion worth of food went to waste, either tossed out or left to rot in 2017, the same year the country was hit with drought. Maize producers lost KES 29.6 billion to postharvest wastage due to rodents and poor post-harvest handling. The harvest was also affected by aflatoxin, a toxin produced by fungi due to exposure to moisture. The volume of maize lost during this period is estimated to be equivalent to what Kenya produces during short rains between September and December.

Progress report in implementing SDG 12

Target 12.3

The Government of Kenya (GoK), in its draft budget policy statement 2019/2020, has indicated it will continue with the wide restructure of the National Cereals and Produce Board. The restructuring allows inclusion of warehouse receipting, adoption of smart storage facilities and upgrading of old infrastructures to minimise wastage (National Treasury and Planning, 2019).

Target 12.5

Equally, to achieve efficient management of shared natural resources, disposal of toxic waste and pollutants are both important ways to achieve this goal. In August 2017, GoK banned the use of plastic bags with strict enforcement. The public has now adjusted to the use of cartons, paper bags and reusable fiber bags.

Linkages and coherence

Kenya does not have a post-harvest policy.

Food losses and waste are closely linked to livelihoods and economic empowerment (SDG 1), food security and nutrition (SDG 2), improved water quality (SDG 6), sensitisation and education on eco-manures other than the chemicalised fertilisers that oxidise the soil (SDG4), women farmers (SDG5), and climate change (SDG 13). CSOs' contribution

Target 12.3: By 2030, halve per capita global food waste at the retail and consumer levels and reduce food losses along production and supply chains, including post-harvest losses

TechnoServe, the Rockefeller Initiative and YieldWise Initiative teamed up to mitigate waste in fruit production with 20,000 farmers in four regions of Kenya. Farmers are offered training on optimal harvesting times and practices. In Embu county, the project piloted a solar drying facility to add value on mango productions. Innovative post-harvest technologies are being promoted in the project areas. Since 2015, YieldWise have trained more than 15,000 farmers on post-harvest loss technologies while TechnoServe has also brought together a variety of local and regional buyers, including fresh market traders, exporters, mango dryers and processors, to establish volume purchase agreements with YieldWise farmer business groups.

Target 12.5: By 2030, substantially reduce waste generation through prevention, reduction, recycling and reuse. The successful implementation of the single-use plastic ban in Kenya was championed by TEAM Environment KENYA, linking it to target 12.5 and also SDG 11 on sustainable cities and communities. The CSO carried out sensitisation campaigns and awareness creation programmes in various counties for at least five months before the ban took full effect.

Challenges towards achieving SDG 12

1. There is no accessible data to inform policy makers and development partners on the amount and volume of food wasted. The methodology of measuring losses from different crops along the supply chain needs to be improved.
2. Poor state of transport and storage expose farmers to exploitation. The lack of good market for produce and animals and the poor state of road infrastructure in some counties expose farmers to exploitation by middlemen. In Makueni county, for instance, the latter buy mangoes at KES 3 to 5 Shillings to sell them for KES 20 shillings and oranges at KES 15 per Kilo and sell the same between KES 50 and KES 100 per kilogram.
3. Illegal sand harvesting is drying up rivers and turning perennial rivers seasonal in some counties like Makueni.
4. The public lack knowledge on responsible consumption. Bulk food served during parties can lead to lots of food being wasted, particularly in urban areas.

Enabling environment

There is no conducive environment for CSOs, corporates and the academia to come together and localise SDGS, particularly at the subnational level.

Best practices

Developing a warehouse receipt system regulation:

While Kenya does not have a legal framework for a warehouse receipt system, the Eastern African Grain Council, a self-regulatory body, took the lead role in drafting regulations to facilitate warehouse receipting on a contractual basis and banks such as Equity Bank embraced the development by issuing loans to farmers with warehouse receipts as collateral.

Leaving no one behind

Those identified to be furthest behind under this goal are small-scale farmers, elderly persons, PWDs and female-headed households.

Recommendations

1. Enact the Warehouse Receipt System Bill, 2018 to reduce post-harvest loss and achieve food security.
2. Promote post-harvest technology that reduces food wastage such as storage bags where food can be stored for three years and promote new ways of processing raw food.
3. Enforce laws against illegal sand harvesting.
4. Promote climate-smart agriculture.
5. Identify international markets for tropical fruits and promote Kenyan produce.
6. Encourage farmers to sell their produce through cooperatives to eliminate unfair exploitation by middlemen.
7. Set up and regulate minimum sale prices for farmers to shield them from exploitation.
8. There is a need to document the amount of food, particularly crops and fruits, being wasted along the value chain. This exercise should also identify the reasons behind post-harvest loss and explore innovative ways of reducing it starting from food production and marketing to food consumption.



Goal 13. Take urgent action to combat climate change and its impacts

Situational analysis

Kenya's economy relies heavily on rain-fed agriculture and tourism – two sectors that are susceptible to climate change. As the world gets warmer due to human activity, the country is hit frequently by extreme weather events, leading to droughts and floods.

Pastoral communities are the most vulnerable to climate change. These communities are people of the land and nature keeping large herds of cattle over expansive landscapes. Pastoralism is a traditional livelihood production system supported by indigenous knowledge systems, practices, and institutions. It is a climate-dependent production system and hence vulnerable to climate variability including climate change.

The negative impacts of climate change worsen an already difficult situation. Historical marginalisation, land fragmentation, privatisation, emerging and competing land use options are some of the pre-existing challenges. These pastoral rangelands have witnessed an intensification of drought in both frequency and intensity leading to the disruption and constraint of local livelihoods ultimately threatening the very existence of these pastoral communities. In the context of SDGs and Agenda 2030, the impacts are cross-cutting.

Progress in implementing SDG 13

Target 13.a

On climate financing, The Government of Kenya (GoK), in collaboration with local and international stakeholders, is developing the Green Bond market to mobilise resources for the implementation of Vision 2030 and climate change-related policy, strategy and action plans (National Treasury and Planning, 2019).

The Green Bond initiative targets the private sector to mobilise green investment. It is expected that domestic banks and corporates are better able to deliver on green investments in the country, including in the areas of renewable energy, low-carbon transport, water infrastructure, climate smart/sustainable agriculture and local capacity building.

Linkages and coherence

The country has put in place guiding policy documents designed to promote environmental sustainability. These are the Green Economy Strategy, the National Policy on Climate Finance and the National Climate Change Action Plan. For a country like Kenya, that continues to bear the brunt of climate change, despite its low levels of emission, SDG 13 is closely linked to alternative and adaptive livelihoods (SDG 1), food security compromised often by drought (SDG 2), health affected by climate-related epidemics (SDG 3), learning disrupted by droughts and floods (SDG 4), availability of water (SDG 6), affordable and clean energy to adapt and mitigate climate change (SDG 7), sustainability of settlements in cities prone to natural hazard disasters (SDG 11). Cross-cutting issues are the vulnerability of certain sections of Kenyan society to climate change, specifically PWDs (SDG 10) and women (SDG 5). Combating climate change rests mainly on global partnerships (SDG 17).

CSOs' contribution

Target 13.1: Strengthen resilience and adaptive capacity to climate-related hazards and natural disasters in all countries

1. To strengthen resilience and adaptation, ILEPA is undertaking interventions among pastoral communities in Narok county. These efforts include livelihood diversification options such as, beekeeping, hay production and beadwork. These programmes target pastoral land owners, group ranch leaders and organised women's groups. The programmes have also integrated the relevant County Departments to explore strategies for scaling up the adaptation activities.
2. Caritas Kenya rolled out an environmental campaign (2018 – 2020) to plant 25,000,000 trees nationwide. So far, 2,500 trees have been planted at Shanzu teachers training college, 1,600 trees have been planted in Nyeri Hill Farm and 5,000 trees have been planted by Caritas Meru within the Diocese.

Challenges towards achieving SDG 13

1. County, national and global human rights and environmental-related monitoring bodies and mechanisms are spatially and conceptually distant from local level realities, hence communities often choose to ignore them. In addition, the cyclical reporting time-lines of such monitoring bodies across levels such as state departments and devolved units are often disjointed and divorced from local realities and the dynamics of continuous human rights violations. Lack of resources, poor knowledge of contemporary state and global systems functioning, and weak infrastructural and institutional arrangements, constrain communities' capacities to document and communicate local monitoring outputs across levels.
2. Climate change processes, concepts and programmes are often too technical. National and international proposed mitigation and adaptation actions are often designed with little inputs from local communities and loaded with technical jargon. Awareness creation to appreciate the dynamics of climate change impacts and associated response measures across scales, including potential impacts and contributions of local actors is critical.
3. Indigenous peoples' land tenure arrangements are experiencing mounting pressure to dissolve collective ownership of land and associated decision making arrangements through privatisation and subsequent land sales. The process dissolves, 'elatia' (pastoral neighbourhoods), which pools knowledge through collective social memory, and introduces individual competition.
4. Intense climate variability is disrupting indigenous knowledge systems and practices related to local livelihood production systems and weather forecasting are complicating livelihood adaptation strategies.

5. Coordination of indigenous peoples' related issues in Kenya are scattered across government institutions and agencies and levels of governance making synergetic gains near impossible.

Enabling environment

Increasingly, the government and the global community under the United Nations system and other multilateral agencies have recognised and provided policy and legislative frameworks to promote environmental sustainability. The recognition has also included indigenous peoples' rights, knowledge and customary governance practices are promoted, respected and protected.

Best practices

Recognition of indigenous knowledge on climate change

The Indigenous Livelihoods Enhancement Partners (ILEPA) and Mainyoito Pastoralists Integrated:

Development Organization (MPIDO) have been documenting and publishing indigenous knowledge systems. ILEPA and MPIDO contributed to integration of indigenous knowledge into the National Climate Change Action Plan 2018/2022 and County Integrated Development Plan 2018/2022 (CIDP). In addition, ILEPA and MPIDO have been engaged in international processes under the UNFCCC leading to the establishment of the Local Communities and Indigenous People Knowledge Platform for the exchange of traditional and indigenous knowledge related to climate change.

Contribution to county policy formulation:

In Laikipia county, GROOTS Kenya engaged and supported the local community to conduct a community-led research project to map the different stakeholders working on climate change issues in Laikipia. From the mapping exercise, a Climate Change Laikipia Action Platform was formed to spearhead mainstreaming of climate change into the county's second CIDP and, which later led to drafting a climate change policy. This approach facilitated a coordinated, coherent and effective response to the local challenges and opportunities that climate change presents in the county.

Leaving no one behind

Communities in arid and semi-arid land (ASAL), including pastoralists, women and PWDs are the most vulnerable and likely to be the furthest behind when it comes to the impacts of climate change.

Recommendations

Proposed actions to counter climate change may lead to further exploitation, exclusion and violation of rights of local communities. Ensure the voices of those furthest behind are respected through full and effective consultation, representation and participation in emerging climate change decision-making.



Goal 15. Protect, restore and promote sustainable use of terrestrial ecosystems, sustainably manage forests, combat desertification, and halt and reverse land degradation and halt biodiversity loss

Situational analysis

The country's biological resources are diverse, with an estimated 35,000 known species of animals, plants and micro-organisms. Sustainable utilization of biodiversity is a key factor for the country to realize its industrial development as biodiversity is the basis for provisioning food, industrial inputs, firewood, construction materials, medicines, ecosystem functions, or aesthetics. These resources form the basic source of livelihood for the country's population especially since about 80% of the country's population directly or indirectly relies on biodiversity for survival. Further, developing sectors in the country, ranging from agro-based industries to service industries such as tourism rely on biological resources.

The management of Kenya's biodiversity resources is characterized by some weaknesses. Often, people are unable to make informed decisions regarding biodiversity management as they lack adequate information on the non-consumptive values of the resources. While direct use values are well understood, the same may not apply for indirect use values such as ecosystem functions, maintaining water cycles, regulation, photosynthetic fixation of solar energy, production and protection of soil, storage and cycling of essential nutrients, absorption and breakdown of pollutants. Infrastructure is inadequate to enhance better utilization anti-management of biodiversity. As a result, the tourism sector has declined marginally although it remains as a key foreign exchange earner. The overall development of local and international markets for biodiversity products has also not been satisfactory.

There is an urgent need to address these challenges to ensure protection of the irreplaceably valuable natural resources on which the country's sustainable development depends.

Progress report in implementing SDG 15

Target 15.2

To promote sustainable management of forests, the Government of Kenya enacted the Forest Conservation and Management Act 2016. In addition, several initiatives were undertaken such as natural forest conservation through rehabilitation of 600,000 ha of the five major water towers. Tree planting was carried out on 403,034 ha of farms and dry lands. In addition, 21,031.6 ha of industrial forest plantations and 40,987 ha of commercial forest woodlots were established during the period. Further, 150,000 ha of farm and private commercial forestry and 2,649 ha of nature-based enterprises (non-wood forest products) were established to increase forest cover.

In forestry research and development, six high value on-farm tree species were identified; four new commercial tree products were produced, and seasonal tree species were distributed to all counties. Green Schools and Commercial Tree Growing for a Green Economy programme was established. The Bamboo Development and Commercialization Strategy (2014-2017), Green Economy Assessment Report and Sustainable Environmental and Restoration Programme were launched.

Review of regulations on the Environmental Management and Coordination Act, Forest conservation and Management 2016 and, Wildlife Conservation and Management 2016 set the best implementation methodology. Development of eighteen wildlife regulations forms the long-term solution to benefit sharing and corridors ownership.

Target 15.3

To restore degraded land and soil, several initiatives were further undertaken. Among the initiatives include: reclamation of 50,000 ha by sub national governments. A total of 1,331 ha. of degraded land was reclaimed in Turkana, West Pokot and Garissa counties. As a result of the construction of 3,700 water conservation and harvesting structures, an additional 5,200ha were reclaimed during the period under review.

The private sector contributes towards this target. A programme has been implemented that encourages and enables schools to participate in environmental activities by developing small forests and woodlots within their compounds for multiple benefits.

Linkages and coherence

Societies and economies depend on the biosphere. The biosphere in its entirety is the basis for life on earth. Rich and diverse ecosystems generate flows of goods and services (SDG 15) that are essential in providing for food (SDG 2), water (SDG 6 and 14), energy (SDG 7), health (SDG 3) and secure livelihood needs (SDG 1, 8 and 13).

Kenya has enacted legislations and ratified global agreements related to SDG 15. The global community under the United Nations, the government and multilateral organisations have acknowledged and provided policy and legislative frameworks to promote environmental protection.

1. The Intergovernmental Science Policy Platform on Biodiversity and Ecosystem Services provides the government, the private sector, and civil societies with scientifically credible and independent up-to-date assessments of the importance, status, and trends of biodiversity and nature's contributions to people at the local, regional and international levels.

2. Kenya is party of the UN Convention on Biological Diversity. The Convention is an international legally-binding treaty, which aims to encourage actions that lead to a sustainable future through conservation of biodiversity; sustainable use of biodiversity; fair and equitable sharing of the benefits arising from the use of genetic resources.
3. The Kenya National Biodiversity Action Plan is a national framework of action for the implementation of the UN Convention to ensure that the present rate of biodiversity loss is reversed and that present levels of biological resources are maintained at sustainable levels of posterity.
4. Kenya's Wildlife Act of Parliament is set to consolidate and amend the law relating to the protection, conservation and management of wildlife in Kenya.
5. The Kenya National Wildlife Strategy 2030 outlines a transformational vision for wildlife conservation by 2030, and identifies a clear set of five year priority goals and strategies around four key pillars: resilient ecosystems; engagement by all Kenyans; research and innovation; and sustainability. The strategic goals at national level are aimed at implementing the targets and priorities as articulated by the Constitution of Kenya, the Wildlife Act 2013, and Vision 2030.
6. Kenya's Forest Conservation and Management Act, 2016, guides sustainable exploitation of forest resources: provide for the development and sustainable management, including conservation and rational utilization of all forest resources for the socioeconomic development of the country and for connected purposes.

CSOs' contribution

[Target 15.5: Take urgent and significant action to reduce the degradation of natural habitats, halt the loss of biodiversity and, by 2020, protect and prevent the extinction of threatened species](#)

Africa Wildlife Foundation (AWF) offers support for community conservation. AWF trained community wildlife scouts in Taita Taveta to leverage local knowledge for conservation. In the LUMO Community Wildlife Sanctuary, scouts of the conservancy were trained on how to enforce grazing laws effectively and address incidences of human-wildlife conflict.

[Target 15.c: Enhance global support for efforts to combat poaching and trafficking of protected species, including by increasing the capacity of local communities to pursue sustainable livelihood opportunities](#)

In its endeavour to empower pastoralist communities, AWF facilitates extension services and market access for herders in Ol Pejeta Conservancy, Laikipia County.

Challenges towards achieving SDG 15

Both at national and global levels, financial allocation to SDG 15 is low compared to most of the other SDG. Moreover, investments going to other goals are often undermining efforts to achieve the targets set out in SDG 15 given the lack of accounting for natural capital in economic decision-making processes.

Mainstreaming biodiversity to achieve development that is inclusive requires diverse knowledge, expertise and actors from various sectors. Success can only be achieved through changes in behaviour and perspectives of decision makers and influential groups, a factor that is lacking in this field. There is limited knowledge and understanding of the value for biodiversity conservation by several actors.

Enabling environment

The government of Kenya has shown its commitment by changing wildlife laws that send poachers and traffickers of endangered species straight to prison. The criminals no longer have an option of paying fines but face between three to seven years jail time.

Government's announcement in 2018 of national tree planting drive is another enabling environment for the achievement of Goal 15. The initiative aims to increase the country's forest coverage to 10% from the current 7.6% forest coverage.

Best practices

Multistakeholder collaboration to ensure conviction

To archive the targets of SDG 15, diverse sectors and actors must work together and appropriate laws must be developed and enforced both within the country and across neighboring countries. AWF works closely with the Kenya Wildlife Service, the police and the office of the Director of Public Prosecution. AWF offers training to law enforcers and prosecutors on strategies to ensure conviction of wildlife criminals. Currently, the conviction rate of wildlife crime in the country is 91%, which is more than double of the conviction rate in 2013.

Leaving no one behind

Poor rural communities depend directly on the biological ecosystem services and goods including food, water, medicinal plants, sacred rituals, as well as religious and cultural spaces and other livelihood strategies. Loss of biodiversity exposes these communities to vulnerable conditions, lost livelihoods and increased poverty levels.

Recommendations

1. Inter-governmental laws are essential to ensure holistic management of resources that extend beyond a nation's boundary such as forests and protected areas.
2. Partners should work with rural communities who are largely dependent on biodiversity services and goods; provide alternative sources of livelihood such as food and energy; and build their resilience.
3. All stakeholders including rural communities should be involved in policy and decision making and implementation processes that concern biodiversity conservation.



Goal 16. Promote peaceful and inclusive societies for sustainable development, provide access to justice for all and build effective, accountable and inclusive institutions at all levels

Situational analysis

State and non-state actors have been undertaking joint intervention in violent conflicts in counties. There are inter-communal conflicts in Baringo, Wajir, Mandera, Nakuru, Narok, Bungoma, Kilifi, Garissa, Marsabit, Isiolo; and boundary conflicts between counties such as Meru and Isiolo, West Pokot and Turkana, Nakuru and Narok, Isiolo and Garissa, and Tana River and Garissa.

Progress report in implementing SDG 16

Target 16.1

The country has established various state institutions, commissions and directorates mandated to investigate issues related to peace and cohesion. These include the Directorate of Peacebuilding and Conflict Management in the Ministry of Interior and National Coordination, National Cohesion and Integration Commission, and the Peacebuilding and Conflict Management Unit in the Office of the Deputy President.

Actors have been building community peace structures to respond to conflict situations through sharing of early warning information, dialogue and mediation, and monitoring and reporting. These structures are operational across the country and are mobilised as the first point of response in time of conflict.

Some county governments have undertaken initiatives to establish directorates of peace within their county structures as well as county peace legislations to ensure sustainability of peace processes and structures at the county level.

Target 16.4

CSOs partnered with government through the Kenya National Focal Point on Small Arms and Light Weapons to assess the level of proliferation and their sources. The assessment also established estimates of illicit arms in circulation, drivers of armament, mitigation strategies, and stakeholders involved in mitigation. Through this research, relevant stakeholders involved in arms control have been able to act upon recommendations. Some of these recommendations include organizing targeted awareness creation meetings and extending amnesty periods for illegal holders of firearms to surrender.

Linkages and coherence

National Policy on Peacebuilding and Conflict Management (2014) was developed based on practice and experience of peace actors and the communities. The policy allows for coordination of peace actors and peace initiatives across the country.

Access to Information (2016) Act lays down proper procedures to be undertaken when requesting information, and the procedures to follow when the rights of access to information is violated.

CSOs' contribution

Target 16.4: By 2030, significantly reduce illicit financial and arms flows, strengthen the recovery and return of stolen assets and combat all forms of organized crime

CSOs offered training for police officers on arms control and management in Baringo and Laikipia counties. To contribute to proper management of legally held firearms and also build the capacities of law enforcement agents to spearhead the campaigns on dangers of illicit proliferation of small arms, Security Research Information Centre-Kenya, in partnership with the government, held numerous training forums in Baringo and Laikipia. The training centred mostly on physical stockpile management and raising awareness on ongoing international, regional and local mitigation strategies. Through the programme, 5 police stations in Laikipia and Baringo were supplied with computers fitted with a software meant to facilitate digital storage and movement of arms.

Target 16.10 Ensure public access to information and protect fundamental freedoms, in accordance with national legislation and international agreements

CSOs carried out awareness campaigns during and after passing the Access to Information Act (2016). The campaigns targeted public officials both at national and county levels, and civil society working on diverse sectoral issues, citizens, media and private sector. There needs to be more robust awareness creation on both supply and demand side

Challenges towards achieving SDG 16

Challenges towards achieving SDG 16 relate to financing and awareness of the Access to Information law. There is no legislation that ensures the exchequer commits funds to support peace initiatives and structures across the country. CSOs in most instances have been forced to mobilize resources internally to be part of global events such as the Global Week of Action against Gun Violence and the African Union Amnesty month.

There is still low public awareness about the right and procedures available to access information. Most citizens are unaware of availability of the Act's framework, procedures and their rights to access information.

Enabling environment

CSOs work closely with the government through platforms to inform programming. These include the Kenya National Focal Point on Small Arms and Light Weapons and the National Steering Committee on Peacebuilding and Conflict Management. These secretariats help to coordinate all initiatives in the country. Such activities minimise duplication of efforts.

There is political commitment particularly at the county level to take on responsibility for peace as well as security. This commitment can be leveraged to ensure that counties provide context specific responses to conflict and anchor these in legislation for sustainability.

Best practices

Collaboration among CSOs, government and media on illicit arms

In December 2018, a number of CSOs involved in arms control and management and in partnership with Kenya National Focal Point on Small Arms and Light Weapons and the media – Ghetto Radio, held awareness creation forums in Mathare and Kayole to raise awareness on dangers of illicit arms and also possession. During the forums, some youth denounced criminal ways and who were later selected as key agents of disarmament in those settlements. In the same forums, one home-made gun was recovered while community level committees were set up to help in spearheading disarmament conversation.

In May and September 2018, CSOs worked with Kenya National Focal Point and other government agencies to commemorate the global week of action against gun violence and the African Union Amnesty month, respectively. Through stepping up targeted awareness campaigns in Nairobi, Samburu, Isiolo and Baringo, more than 250 illegally held firearms were recovered/ surrendered.

Leaving no one behind

While peace and justice are crucial to all, there are certain groups of people in the country that are at higher risk. Those living in vast and remote areas are affected mainly by cattle rustling. Illicit arms are often found in informal settlement. Lack of peace or justice affects particularly women and girls, who are more vulnerable to sexual and gender-based violence.

Recommendations

Despite Kenya being one of the drafters of the Arms Trade Treaty, it is yet to sign and ratify it. Ratification of the Treaty is expected to improve tracing and tracking of arms from the manufacturer to the end-user and enhance regulation of trade in arms. The country's needs to pass a policy on small arms and light weapons, which has been pending for years.

There is need to focus on the instrumentality of the Access to Information Act (2016). The Act can be a driver of accountability, transparency, good governance and the realisation of SDGs, Vision 2030 and government's Big 4 agenda.



Goal 17. Strengthen the means of implementation and revitalize the Global Partnership for Sustainable Development

Situational analysis

Strong domestic resource mobilisation allows a country to meet set development priorities. Kenya's domestic resource efforts are frustrated by tax evasion, leakages and wastage. The government loses a sizable amount of revenue through tax evasion and corruption while few citizens invest in wealth creation leading to resource gaps. Illicit financial flows divert funds otherwise meant for realisation of SDGs in the wrong direction.

Progress report in implementing SDG 17

Target 17.8

As a gateway to government services, The Government of Kenya (GoK) introduced digital registries under the e-Citizen portal, which has seen a majority of Kenyans integrated into the digital world. The e-Citizen portal for Kenyan citizens and foreign residents allows a person to apply for a revenue personal identification number (pin), business permits, marriage certificates, driving licences and civil registration services, among others.

Target 17.12

CSOs have been at the forefront of advocating for lower tariff rates, reduced trade barriers and expanding global trade. In the ongoing Economic Partnership Agreement negotiations with the European Union, CSOs have been protesting the deal that would see Kenya engaged in a reciprocal deal with the European Union.

Target 17.19

Kenya undertakes a census every 10 years. However, it is yet to achieve 100% birth registration and 80% death registration. In 2019, the country will undertake another round of census.

Linkages and coherence

Kenya enacted the Births and Deaths Registration Act in 2012. The enforcement has been facilitated by the e-Citizen portal.

Partnership for the goals can be taken as a multiplier goal to achieve other goals in the SDGs.

CSOs' contribution

Target 17.18: By 2020, enhance capacity-building support to developing countries, including for least developed countries and small island developing States, to increase significantly the availability of high-quality, timely and reliable data disaggregated by income, gender, age, race, ethnicity, migratory status, disability, geographic location and other characteristics relevant in national contexts

The Open Institute has worked with county governments of Makueni, Elgeyo Marakwet, Kiambu and West Pokot to provide a technology platform to open data and provide citizens with data and information that they can use to monitor and also to strengthen citizen engagement. The Open County Platform (www.opencounty.org) was developed for county management teams to be guided to manage development results more effectively, as well as provide a platform for engaging citizens and to receive feedback. The platform contains various datasets that showcase multiple stakeholders on the state of various sectors in the counties. Presently, the data therein is being broadly used by county governments to overcome challenges they face in actualising their ambitions for good governance, integrity, transparency, and accountability. Budget data and 'About the County' are the most frequently-accessed pages. More than 65% of the visits are from Nairobi.

Target 17.3: Mobilize additional financial resources for developing countries from multiple sources

CSOs continue to produce evidence and lobby at national, regional and international levels for equitable global partnership. One such example is Reality of Aid Africa Network (RoA Africa), which researches and presents comprehensive reports on effectiveness of aid in Africa. Through the reports and analysis, the network has been instrumental in lobbying for appropriate aid-related policies. In 2018, it assessed the level of preparedness for the Busan Agenda among Youth and Child Rights CSOs for Kenya and three other African countries. Using regional and international platforms, such as the Second - High Level UN Conference on South-South Cooperation, (RoA Africa) continues to champion for a human-rights based, social and environmental justice approach towards South-South cooperation as well as the realisation of SDGs.

Challenges towards achieving SDG 17

1. Corruption, tax evasion, laxity in proper tax management by the government can be cited as the major risks compromising the implementation of SDGs. Accountability is a great concern by Kenyans since the implementation of the devolution system. Particularly in public finance expenditure, the country lacks capacity to implement proactive and continuous accountability measures. In addition, there is increasing demand for county governments to engage citizens by sharing information and seeking feedback so as to be more responsive to delivery of services.
2. The continuous update of county-related datasets remains a challenge. Moreover, data and statistics are at times politicised, misrepresented and manipulated. In many county governments, data collection is not a priority. While many rely on official data, CSOs and citizens-generated data, which are not recognised as 'scientific' data.

Enabling environment

The Kenya National Statistics Bureau has the political commitment to work closely with non-state actors. CSOs have been actively engaging the Bureau in preparation for Census 2019. CSOs are also taking part in advocating for the rights of citizenship for Kenyan-born children which includes having a Kenyan birth certificate.

GoK formally started the process of adoption of the principles of the Open Government Partnership (OGP). Kenya is the first African country to launch an Open Data Portal in 2012. At county level, the county of Elgeyo Marakwet has followed suit.

The Constitution of Kenya 2010 accords public participation in review of policy documents such as budget policy statements. CSOs have been mobilising communities to include their voice in public decisions.

Best practices

Through its Global Goals for Local Impact programme, the Open Institute works with the Kenya National Bureau of Statistics to develop a process through which the government can incorporate citizen-generated data in the national results frameworks. In line with Indicator 17.15.1, citizen-generated data can complement the national data by providing a more focused dataset in a region. This data shows the opportunities and challenges faced by communities in a shorter reporting period compared to the longer national data collection period.

Leaving no one behind

Persons with disability are at higher risk of being discriminated in the job market due to physical limitations. Domestic workers, small-scale farmers and people in the informal sector are also the furthest behind.

Recommendations

Strengthen international cooperation to comply with prevention of illicit financial flows.

1. Strengthen data collection, including data collected by CSOs and citizens. This should lead to not only recognition of their availability but also designing a mechanism to integrate such data in the official planning system.
2. A data desk can improve availability of county data on budget and sectoral information. The platform, which should be operable both online and offline, will need to be updated. This requires expertise at the county level to continuously update the information as and when received, including collating and compiling citizens' feedback.
3. CSOs should create awareness around wealth creation and financial literacy □ Enact harsh penalties for tax evaders.
4. The government should reduce its debt appetite.
5. Resolution by all to fight corruption.

References

- Bebe, B. O., Lee, J V D. and Kilelu, C.W. (2019), Milk Retailing Practices and Quality Compliance in Urban Kenya. 3R Kenya Project Practice Brief 009.
- CCIC (2018). Progressing national SDGs implementation: An independent assessment of the voluntary national review reports submitted to the United Nations High-level Political Forum on Sustainable Development. The Canadian Council for International Co-operation.
- CUTS- Nairobi (2019). Status of food safety in Kenya.
- DI (2017). Analysis of Kenya's budget 2017/18: what's in it for the poorest people?
- DI (2018). Enhancing access to safe water and improved sanitation services in Kenya: Are we on track?
- DI (2018). Pro-poor analysis of Kenya's 2018/19 budget estimates: what do the numbers tell us?
- DI (2019). The P20 Initiative: Data to leave no one behind.
- Kimiywe, J (2015). Food and nutrition security: challenges of post – harvest handling in Kenya. Proceedings of the Nutrition Society, Volume 74, Issue 4.
- KNBS (2018). Report on Kenya Integrated Household Budget Survey 2015 – 2016. Kenya National Bureau of Statistics - Ministry of Devolution & National Planning.
- Odero-Waitituh, J A (2017). Smallholder dairy production in Kenya: A review. Ministry of Livestock Development.
- Oxfam (2017). A study on Women's care work in Nairobi slums.
- PASGAR (2018). Illicit financial flows in Kenya: mapping of the literature and synthesis of the evidence. Social Protection, Culture and Recreation Medium Term Expenditure Framework 2016/17 – 2018/19 Sector Report, October 2016.
- Social Protection, Culture and Recreation Medium Term Expenditure Framework Sector Report 2019/20 – 2021/22, October 2018.
- Soko Directory (May 2018). Food worth 150 billion Shillings wasted as other Kenyans starve.
- Standard Digital (May 2018). Wasted labour: Farmers lost over Sh150 billion.
- The Constitution of Kenya (2010).
- The National Treasury and Planning (2019). Medium term draft 2019 budget policy statement harnessing “the big four” plan for job creation and shared prosperity.
- VSO (2018) Political economy analysis on access to early childhood development education in Laikipia and Isiolo counties.
- WASREB (2014). National Water Master Plan 2030

WASREB (2018). A Performance Report of Kenya's Water Services Sector 2015/16 and 2016 / 17. Issue no.10.

WFP (2016). Comprehensive food security and vulnerability survey.

